

291


WANGARATTA CREATIVE PRECINCT

33-37 FORD ST, WANGARATTA VIC 3677

TOWN PLANNING

DRAWING SCHEDULE

| SHEET NO. | SHEET NAME | SHEET SCALE | REVISION |
|-----------|--------------------------------------|-------------|----------|
| TP000 | COVER PAGE | | TP1 |
| TP001 | SITE LOCATION PLAN | | TP1 |
| TP002 | EXISTING SITE SURVEY | 1:200 | TP1 |
| TP003 | EXISTING SITE ANALYSIS | | TP1 |
| TP003A | EXISTING SITE PHOTOS | | TP1 |
| TP004 | EXISTING SITE PLAN | 1:200 | TP1 |
| TP005 | EXISTING SITE PLAN WITH DEMOLITION | 1:200 | TP1 |
| TP006 | EXISTING GROUND PLAN WITH DEMOLITION | 1:200 | TP1 |
| TP007 | EXISTING ELEVATIONS WITH DEMOLITION | 1:200 | TP1 |
| TP008 | EXISTING ELEVATIONS WITH DEMOLITION | 1:200 | TP1 |
| TP010 | PROPOSED SITE PLAN + ROOF | 1:200 | TP1 |
| TP011 | PROPOSED SHADOWS | | TP1 |
| TP100 | PROPOSED GROUND FLOOR PLAN | 1:200 | TP1 |
| TP101 | PROPOSED FIRST FLOOR PLAN | 1:200 | TP1 |
| TP114 | PROPOSED LANDSCAPE PLAN | 1:100 | TP1 |
| TP200 | PROPOSED ELEVATIONS - NORTH | VARIES | TP1 |
| TP201 | PROPOSED ELEVATIONS - WEST | VARIES | TP1 |
| TP202 | PROPOSED ELEVATIONS - SOUTH | VARIES | TP1 |
| TP203 | PROPOSED ELEVATIONS - EAST | VARIES | TP1 |
| TP900 | MATERIALS | | TP1 |



PROJECT SCOPE:

LANDSCAPE:

- LANDSCAPING ACROSS SITE
- CAFE OUTDOOR SEATING AREA EXTENDED

EXISTING BUILDING WORKS

- LIGHT RENOVATION TO FORMER ST PAUL'S PRESBYTERIAN CHURCH
- RENOVATION TO FORMER CHURCH HALL AND SUNDAY SCHOOL
- NON-ORIGINAL HALL EXTENSION TO BE DEMOLISHED
- RENOVATION TO EXISTING CAFE

NEW BUILDING WORKS

- NEW COMMERCIAL KITCHEN
- NEW TOURING AND PERMANENT GALLERY
- NEW GALLERY BOH FACILITIES

| NO. | AMENDMENT | DATE | APPD |
|-----|--------------------------|----------|------|
| TP1 | TOWN PLANNING SUBMISSION | 16/05/24 | AE |
| | | | |
| | | | |
| | | | |
| | | | |
| | | | |
| | | | |
| | | | |

FINISHES (REFER SCHEDULE):

ABBREVIATIONS

A/P

ACCESS PANEL

AS

ADJUSTABLE SHELF

B/H

BULKHEAD

COL

COLUMN

DS

DOUBLE STUD

DP1

DOWNPIPE - COLORBOND

DP2

DOWNPIPE - PVC

EG

EAVES GUTTER

EXP

EXHAUST FAN

EXT

FIRE EXTINGUISHER

FB

FLOOR BOX

FG

FIXED GLAZING

FH

FIRE HYDRANT

FHS

FIRE HOSE REEL

FS

FIXED SHELF

FP

FLOOR PENETRATION

FW

FLOOR WASTE

HWU

HOT WATER UNIT

MSB

MAIN SWITCH BOARD

TMW

THERMOSTATIC VALVE

SK

SKIRTING

WC

WATER CLOSET

GENERAL NOTES

1. CONTRACTOR MUST VERIFY ALL DIMENSIONS ONSITE BEFORE COMMENCING WORK OR PREPARING SHOP DRAWINGS.

2. DO NOT SCALE OFF DRAWINGS.

3. THE LOCATION OF ALL SURFACE ITEMS INDICATED ON THE ARCHITECTURAL PLANS TAKE PRECEDENCE OVER OTHER PLANS.

4. EXACT LOCATION AND HEIGHT OF ALL ELECTRICAL FITTINGS AND SWITCHES IS TO BE CONFIRMED WITH ARCHITECT PRIOR TO INSTALLATION.

5. ALL WORKS TO COMPLY WITH BCA/NCC, AND RELEVANT AUSTRALIAN STANDARDS.

6. ALL GLAZING TO BE INSTALLED IN ACCORDANCE WITH AS 1288, AS/NZ 2208, AS/NZ 4667.

7. CONTRACTOR TO CONFORM WITH AS 1428.1-2009.

WANGARATTA CREATIVE PRECINCT

33-37 FORD ST, WANGARATTA VIC 3677

TOWN PLANNING

NOT FOR CONSTRUCTION

SIBLING

L4 252 Swanston St, Melbourne VIC 3000
Ph. 03 9662 1357
sister@siblingarchitecture.com
www.siblingarchitecture.com
ABN: 91 545 173 018

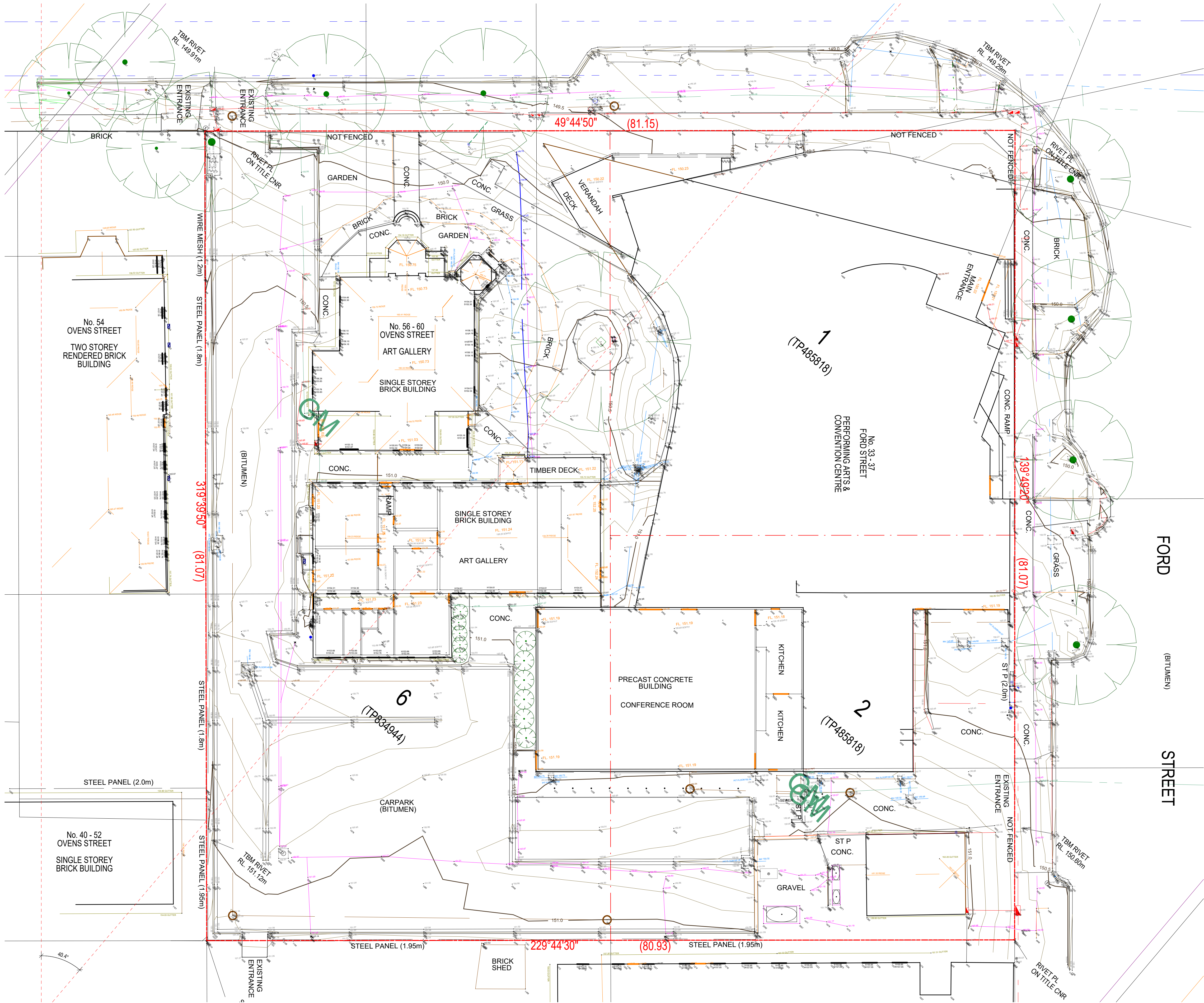
COVER PAGE

COPYRIGHT RESERVED

A1

| | | | |
|----------------|---------------|-------------|-----------|
| STAGE | TOWN PLANNING | PROJECT NO. | 291 |
| DRAWN | TA | APPROVED | NB |
| CHECKED | NB | DATE | 16/05/24 |
| SCALE | | DRAWING NO. | TP000 TP1 |
| CAD PLOT SCALE | | | |

CAD File: Autodesk Docs://291 Wangaratta Creative Precinct/291_WANGARATTA CREATIVE PRECINCT_000.DWG



LAND SURVEY:

LAND SURVEY DRAWN BY: OXLEY + CO
LAND SURVEY REFERENCE: S10482
LAND SURVEY VERSION: 03
LAND SURVEY DATE: 13/12/2023

| NO. | AMENDMENT | DATE | APPD |
|-----|--------------------------|----------|------|
| TP1 | TOWN PLANNING SUBMISSION | 16/05/24 | AE |
| | | | |
| | | | |
| | | | |
| | | | |
| | | | |
| | | | |
| | | | |

FINISHES (REFER SCHEDULE):

| ABBREVIATIONS | | | |
|---------------|----------------------|-----|--------------------|
| A/P | ACCESS PANEL | FG | FIXED GLAZING |
| AS | ADJUSTABLE SHELF | FH | FIRE HYDRANT |
| B/H | BULKHEAD | FHS | FIRE HOSE REEL |
| COL | COLUMN | FS | FIXED SHELF |
| DS | DOUBLE STUD | FP | FLOOR PENETRATION |
| DPI | DOWNPIPE - COLORBOND | FW | FLOOR WASTE |
| DP2 | DOWNPIPE - PVC | HWU | HOT WATER UNIT |
| EG | EAVES GUTTER | MSB | MAIN SWITCH BOARD |
| EXP | EXHAUST FAN | TMW | THERMOSTATIC VALVE |
| EXT | FIRE EXTINGUISHER | SK | SKIRTING |
| FB | FLOOR BOX | WC | WATER CLOSET |

- GENERAL NOTES
- CONTRACTOR MUST VERIFY ALL DIMENSIONS ONSITE BEFORE COMMENCING WORK OR PREPARING SHOP DRAWINGS.
 - DO NOT SCALE OFF DRAWINGS.
 - THE LOCATION OF ALL SURFACE ITEMS INDICATED ON THE ARCHITECTURAL PLANS TAKE PRECEDENCE OVER OTHER PLANS.
 - EXACT LOCATION AND HEIGHT OF ALL ELECTRICAL FITTINGS AND SWITCHES IS TO BE CONFIRMED WITH ARCHITECT PRIOR TO INSTALLATION.
 - ALL WORKS TO COMPLY WITH BCA/NCC, AND RELEVANT AUSTRALIAN STANDARDS.
 - ALL GLAZING TO BE INSTALLED IN ACCORDANCE WITH AS 1288, AS/NZ 2208, AS/NZ 4667.
 - CONTRACTOR TO CONFORM WITH AS 1428.1-2009.

WANGARATTA CREATIVE PRECINCT

33-37 FORD ST, WANGARATTA VIC 3677

NOT FOR CONSTRUCTION

FOR TOWN PLANNING

SIBLING

L4 252 Swanston St, Melbourne VIC 3000
Ph. 03 9662 1357
sister@siblingarchitecture.com
www.siblingarchitecture.com

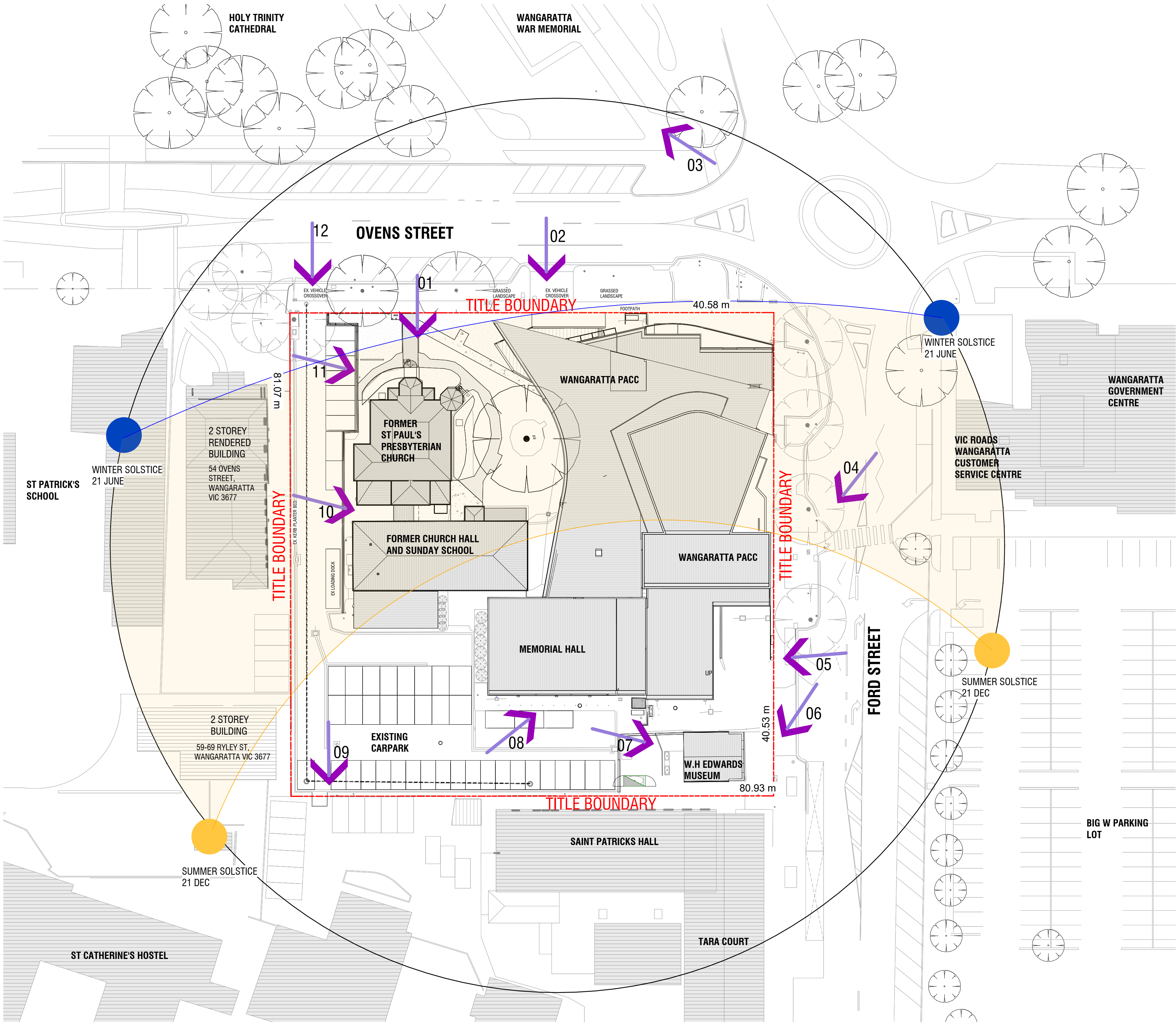
ABN: 91 545 173 018

EXISTING SITE SURVEY

| STAGE | | PROJECT NO. | |
|----------------|--------------|-------------|----------|
| TOWN PLANNING | | 291 | |
| DRAWN | TA | APPROVED | AB |
| CHECKED | NB | DATE | 16/05/24 |
| SCALE | As indicated | DRAWING NO. | TP002 |
| CAD PLOT SCALE | | | TP1 |



STREET PHOTO MONTAGE



VIEW 01



VIEW 02



VIEW 03



VIEW 04



VIEW 05



VIEW 06



VIEW 07



VIEW 08



VIEW 09



VIEW 10



VIEW 11



VIEW 12

| NO. | AMENDMENT | DATE | APPD |
|-----|--------------------------|----------|------|
| TP1 | TOWN PLANNING SUBMISSION | 16/05/24 | AE |
| | | | |
| | | | |
| | | | |
| | | | |
| | | | |
| | | | |
| | | | |
| | | | |
| | | | |

FINISHES (REFER SCHEDULE):

| ABBREVIATIONS | | | |
|---------------|----------------------|-----|--------------------|
| A/P | ACCESS PANEL | FG | FIXED GLAZING |
| AS | ADJUSTABLE SHELF | FH | FIRE HYDRANT |
| B/H | BULKHEAD | FHS | FIRE HOSE REEL |
| COL | COLUMN | FS | FIXED SHELF |
| DS | DOUBLE STUD | FP | FLOOR PENETRATION |
| DP1 | DOWNPIPE - COLORBOND | FW | FLOOR WASTE |
| DP2 | DOWNPIPE - PVC | HWU | HOT WATER UNIT |
| EG | EAVES GUTTER | MSB | MAIN SWITCH BOARD |
| EXP | EXHAUST FAN | TMW | THERMOSTATIC VALVE |
| EXT | FIRE EXTINGUISHER | SK | SKIRTING |
| FB | FLOOR BOX | WC | WATER CLOSET |

- GENERAL NOTES
1. CONTRACTOR MUST VERIFY ALL DIMENSIONS ONSITE BEFORE COMMENCING WORK OR PREPARING SHOP DRAWINGS.
 2. DO NOT SCALE OFF DRAWINGS.
 3. THE LOCATION OF ALL SURFACE ITEMS INDICATED ON THE ARCHITECTURAL PLANS TAKE PRECEDENCE OVER OTHER PLANS.
 4. EXACT LOCATION AND HEIGHT OF ALL ELECTRICAL FITTINGS AND SWITCHES IS TO BE CONFIRMED WITH ARCHITECT PRIOR TO INSTALLATION.
 5. ALL WORKS TO COMPLY WITH BCA/NCC, AND RELEVANT AUSTRALIAN STANDARDS.
 6. ALL GLAZING TO BE INSTALLED IN ACCORDANCE WITH AS 1288, AS/NZ 2208, AS/NZ 4667.
 7. CONTRACTOR TO CONFORM WITH AS 1428.1-2009.

WANGARATTA CREATIVE PRECINCT

33-37 FORD ST, WANGARATTA VIC 3677

NOT FOR CONSTRUCTION

FOR TOWN PLANNING

SIBLING

L4 252 Swanston St, Melbourne VIC 3000
Ph. 03 9662 1357
sister@siblingarchitecture.com
www.siblingarchitecture.com
ABN: 91 545 173 018

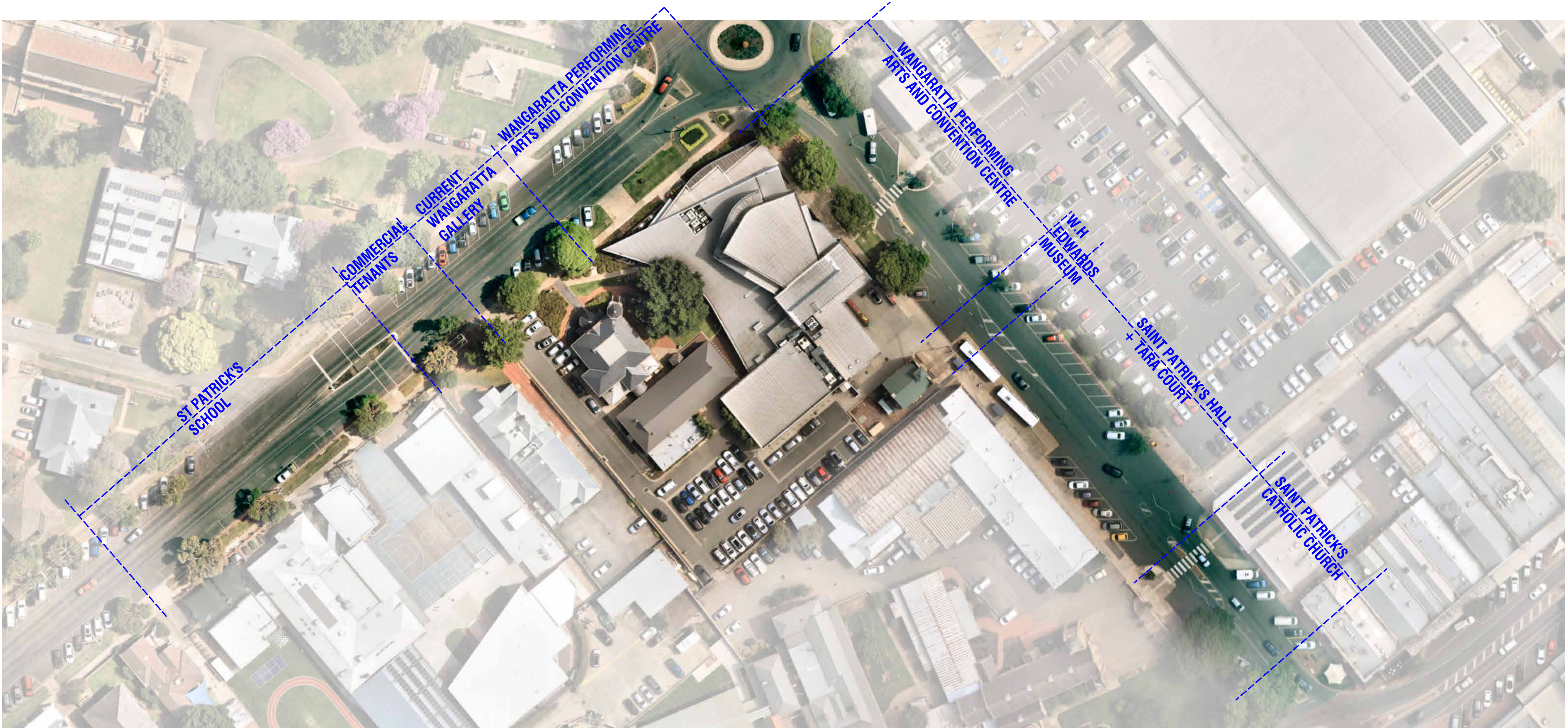
EXISTING SITE ANALYSIS

| STAGE | | PROJECT NO. | |
|----------------|---------------|-------------|----------|
| DRAWN | TOWN PLANNING | 291 | AB |
| CHECKED | TA | APPROVED | AB |
| SCALE | 1 : 400 | DATE | 16/05/24 |
| GAD PLOT SCALE | 1 : 400 | DRAWING NO. | TP003 |
| | | | TP1 |

A photograph of a large, two-story brick house with a prominent arched entrance and a large tree in the foreground. The house has a light-colored brick facade and a dark roof. A large, mature tree stands in front of the house, partially obscuring the view. A paved driveway leads to the house, and a small gate is visible in the foreground. The house is surrounded by a well-maintained lawn and garden.

OVENS STREET EXISTING STREETSCAPE

FORD STREET EXISTING STREETSCAPE

**FINISHES (REFER SCHEDULE):**

GENERAL NOTES

1. CONTRACTOR MUST VERIFY ALL DIMENSIONS ONSITE BEFORE COMMENCING WORK OR PREPARING SHOP DRAWINGS.
2. DO NOT SCALE OFF DRAWINGS.
3. THE LOCATION OF ALL SURFACE ITEMS INDICATED ON THE ARCHITECTURAL PLANS TAKE PRECEDENCE OVER OTHER PLANS.
4. EXACT LOCATION AND HEIGHT OF ALL ELECTRICAL FITTINGS AND SWITCHES IS TO BE CONFORMED WITH ARCHITECT PRIOR TO INSTALLATION.
5. ALL WORKS TO COMPLY WITH B.O.M.C. AND RELEVANT AUSTRALIAN STANDARDS.
6. ALL GLAZING TO BE INSTALLED IN ACCORDANCE WITH AS 1288, AS/NZ 2208, AS/NZ 4667.
7. CONTRACTOR TO CONFORM WITH AS 1428.1-2009.

33-37 FORD ST, WANGARATTA VIC 3677

FOR TOWN PLANNING

L4 252 Swanston St, Melbourne VIC 3000
Ph. 03 9662 1357
sister@siblingarchitecture.com
www.siblingarchitecture.com

EXISTING SITE PHOTOS

CAD File: Autodesk Docs://291 Wangaratta Creative Precinct/291 WANGARATTA CREATIVE PRECINCT 028 DD.rvt

| NO. | AMENDMENT | DATE | APPD |
|-----|--------------------------|----------|------|
| TP1 | TOWN PLANNING SUBMISSION | 16/05/24 | AE |
| | | | |
| | | | |
| | | | |
| | | | |
| | | | |
| | | | |
| | | | |
| | | | |
| | | | |

FINISHES (REFER SCHEDULE):

| ABBREVIATIONS | | | |
|---------------|----------------------|-----|--------------------|
| A/P | ACCESS PANEL | FG | FIXED GLAZING |
| AS | ADJUSTABLE SHELF | FH | FIRE HYDRANT |
| B/H | BULKHEAD | FHS | FIRE HOSE REEL |
| COL | COLUMN | FS | FIXED SHELF |
| DS | DOUBLE STUD | FP | FLOOR PENETRATION |
| DP1 | DOWNPIPE - COLORBOND | FW | FLOOR WASTE |
| DP2 | DOWNPIPE - PVC | HWU | HOT WATER UNIT |
| EG | EAVES GUTTER | MSB | MAIN SWITCH BOARD |
| EXP | EXHAUST FAN | TMW | THERMOSTATIC VALVE |
| EXT | FIRE EXTINGUISHER | SK | SKIRTING |
| FB | FLOOR BOX | WC | WATER CLOSET |

- GENERAL NOTES
- CONTRACTOR MUST VERIFY ALL DIMENSIONS ONSITE BEFORE COMMENCING WORK OR PREPARING SHOP DRAWINGS.
 - DO NOT SCALE OFF DRAWINGS.
 - THE LOCATION OF ALL SURFACE ITEMS INDICATED ON THE ARCHITECTURAL PLANS TAKE PRECEDENCE OVER OTHER PLANS.
 - EXACT LOCATION AND HEIGHT OF ALL ELECTRICAL FITTINGS AND SWITCHES IS TO BE CONFIRMED WITH ARCHITECT PRIOR TO INSTALLATION.
 - ALL WORKS TO COMPLY WITH BCA/NSC, AND RELEVANT AUSTRALIAN STANDARDS.
 - ALL GLAZING TO BE INSTALLED IN ACCORDANCE WITH AS 1288, AS/NZ 2208, AS/NZ 4667.
 - CONTRACTOR TO CONFORM WITH AS 1428.1-2009.

WANGARATTA CREATIVE PRECINCT

33-37 FORD ST, WANGARATTA VIC 3677

NOT FOR CONSTRUCTION

FOR TOWN PLANNING

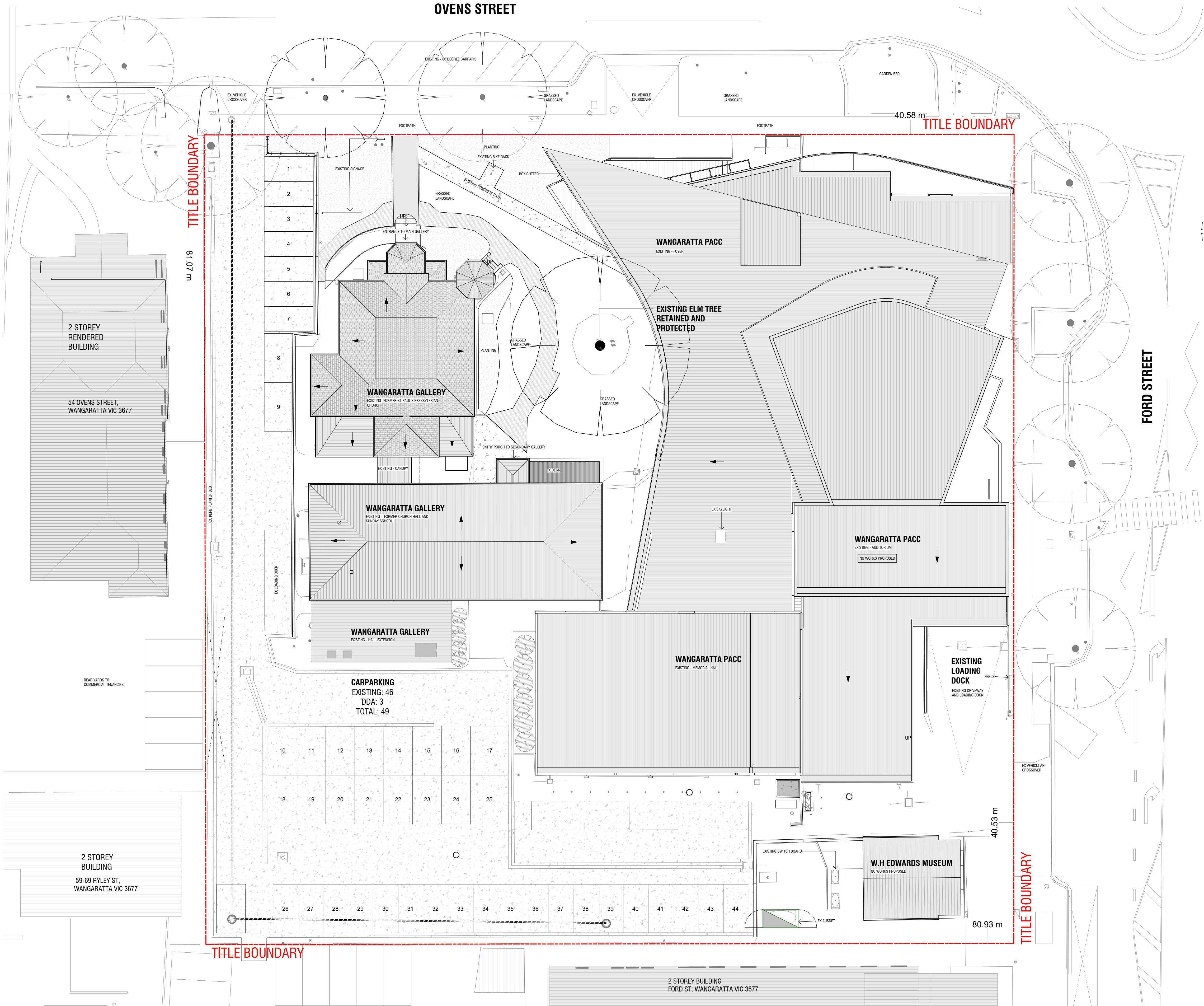
SIBLING

L4 252 Swanston St, Melbourne VIC 3000
Ph. 03 9662 1357
sister@siblingarchitecture.com
www.siblingarchitecture.com

ABN: 91 545 173 018

EXISTING SITE PLAN

| STAGE | | PROJECT NO. | |
|----------------|--|-------------|--|
| TOWN PLANNING | | 291 | |
| DRAWN | | APPROVED | |
| TA | | AB | |
| CHECKED | | DATE | |
| NB | | 16/05/24 | |
| SCALE | | DRAWING NO. | |
| 1 : 200 | | TP004 | |
| CAD PLOT SCALE | | TP1 | |



| NO. | AMENDMENT | DATE | APPD |
|-----|--------------------------|----------|------|
| TP1 | TOWN PLANNING SUBMISSION | 16/05/24 | AE |
| | | | |
| | | | |
| | | | |
| | | | |
| | | | |
| | | | |
| | | | |
| | | | |
| | | | |

FINISHES (REFER SCHEDULE):

| ABBREVIATIONS | | | |
|---------------|----------------------|-----|--------------------|
| A/P | ACCESS PANEL | FG | FIXED GLAZING |
| AS | ADJUSTABLE SHELF | FH | FIRE HYDRANT |
| B/H | BULKHEAD | FHS | FIRE HOSE REEL |
| COL | COLUMN | FS | FIXED SHELF |
| COL | COLUMN | FP | FLOOR PENETRATION |
| DS | DOUBLE STUD | FW | FLOOR WASTE |
| DP1 | DOWNPIPE - COLORBOND | HWU | HOT WATER UNIT |
| DP2 | DOWNPIPE - PVC | MSB | MAIN SWITCH BOARD |
| EG | EAVES GUTTER | TMW | THERMOSTATIC VALVE |
| EXP | EXHAUST FAN | SK | SKIRTING |
| EXT | FIRE EXTINGUISHER | WC | WATER CLOSET |
| FB | FLOOR BOX | | |

- GENERAL NOTES
- CONTRACTOR MUST VERIFY ALL DIMENSIONS ONSITE BEFORE COMMENCING WORK OR PREPARING SHOP DRAWINGS.
 - DO NOT SCALE OFF DRAWINGS.
 - THE LOCATION OF ALL SURFACE ITEMS INDICATED ON THE ARCHITECTURAL PLANS TAKE PRECEDENCE OVER OTHER PLANS.
 - EXACT LOCATION AND HEIGHT OF ALL ELECTRICAL FITTINGS AND SWITCHES IS TO BE CONFIRMED WITH ARCHITECT PRIOR TO INSTALLATION.
 - ALL WORKS TO COMPLY WITH BCA/NSC, AND RELEVANT AUSTRALIAN STANDARDS.
 - ALL GLAZING TO BE INSTALLED IN ACCORDANCE WITH AS 1288, AS/NZ 2208, AS/NZ 4667.
 - CONTRACTOR TO CONFORM WITH AS 1428.1-2009.

WANGARATTA CREATIVE PRECINCT

33-37 FORD ST, WANGARATTA VIC 3677

NOT FOR CONSTRUCTION

FOR TOWN PLANNING

SIBLING

L4 252 Swanston St, Melbourne VIC 3000
Ph. 03 9662 1357
sister@siblingarchitecture.com
www.siblingarchitecture.com
ABN: 91 545 173 018

EXISTING SITE PLAN WITH DEMOLITION

| STAGE | | PROJECT NO. | |
|----------------|--|-------------|--|
| TOWN PLANNING | | 291 | |
| DRAWN | | APPROVED | |
| TA | | AB | |
| CHECKED | | DATE | |
| NB | | 16/05/24 | |
| SCALE | | DRAWING NO. | |
| 1 : 200 | | TP005 | |
| GAD PLOT SCALE | | TP1 | |

| NO. | AMENDMENT | DATE | APPD |
|-----|--------------------------|----------|------|
| TP1 | TOWN PLANNING SUBMISSION | 16/05/24 | AE |
| | | | |
| | | | |
| | | | |
| | | | |
| | | | |
| | | | |
| | | | |
| | | | |
| | | | |

FINISHES (REFER SCHEDULE):

| ABBREVIATIONS | | | |
|---------------|----------------------|-----|--------------------|
| A/P | ACCESS PANEL | FG | FIXED GLAZING |
| AS | ADJUSTABLE SHELF | FH | FIRE HYDRANT |
| B/H | BULKHEAD | FHS | FIRE HOSE REEL |
| COL | COLUMN | FS | FIXED SHELF |
| DS | DOUBLE STUD | FP | FLOOR PENETRATION |
| DP1 | DOWNPIPE - COLORBOND | FW | FLOOR WASTE |
| DP2 | DOWNPIPE - PVC | HWU | HOT WATER UNIT |
| EG | EAVES GUTTER | MSB | MAIN SWITCH BOARD |
| EXP | EXHAUST FAN | TMW | THERMOSTATIC VALVE |
| EXT | FIRE EXTINGUISHER | SK | SKIRTING |
| FB | FLOOR BOX | WC | WATER CLOSET |

- GENERAL NOTES
- CONTRACTOR MUST VERIFY ALL DIMENSIONS ONSITE BEFORE COMMENCING WORK OR PREPARING SHOP DRAWINGS.
 - DO NOT SCALE OFF DRAWINGS.
 - THE LOCATION OF ALL SURFACE ITEMS INDICATED ON THE ARCHITECTURAL PLANS TAKE PRECEDENCE OVER OTHER PLANS.
 - EXACT LOCATION AND HEIGHT OF ALL ELECTRICAL FITTINGS AND SWITCHES IS TO BE CONFIRMED WITH ARCHITECT PRIOR TO INSTALLATION.
 - ALL WORKS TO COMPLY WITH BCA/NCC, AND RELEVANT AUSTRALIAN STANDARDS.
 - ALL GLAZING TO BE INSTALLED IN ACCORDANCE WITH AS 1288, AS/NZ 2208, AS/NZ 4667.
 - CONTRACTOR TO CONFORM WITH AS 1428.1-2009.

WANGARATTA CREATIVE PRECINCT

33-37 FORD ST, WANGARATTA VIC 3677

NOT FOR CONSTRUCTION
FOR TOWN PLANNING

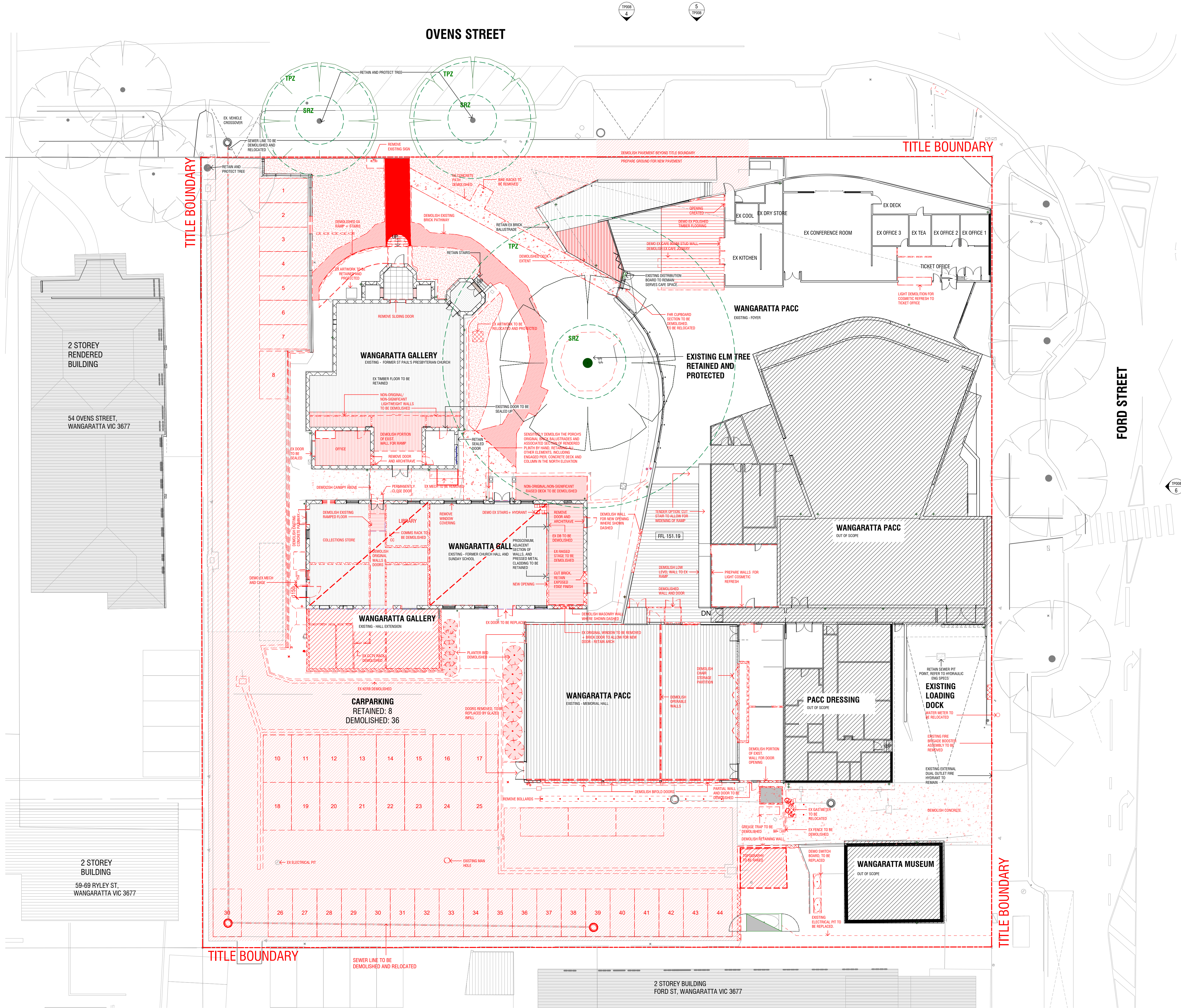
SIBLING

L4 252 Swanston St, Melbourne VIC 3000
Ph. 03 9862 1357
sister@siblingarchitecture.com
www.siblingarchitecture.com
ABN: 91 545 173 018

EXISTING GROUND PLAN WITH DEMOLITION

| STAGE | | PROJECT NO. | |
|----------------|--|-------------|--|
| TOWN PLANNING | | 291 | |
| DRAWN | | APPROVED | |
| TA | | AB | |
| CHECKED | | DATE | |
| NB | | 16/05/24 | |
| SCALE | | DRAWING NO. | |
| 1 : 200 | | TP006 | |
| CAD PLOT SCALE | | TP1 | |

CAD File: Autodesk Docs://291 Wangaratta Creative Precinct/291_WANGARATTA CREATIVE PRECINCT_020.DWG



| NO. | AMENDMENT | DATE | APPD |
|-----|--------------------------|----------|------|
| TP1 | TOWN PLANNING SUBMISSION | 16/05/24 | AE |
| | | | |
| | | | |
| | | | |
| | | | |
| | | | |
| | | | |
| | | | |
| | | | |
| | | | |

FINISHES (REFER SCHEDULE):

| ABBREVIATIONS | | | |
|---------------|----------------------|-----|--------------------|
| A/P | ACCESS PANEL | FG | FIXED GLAZING |
| AS | ADJUSTABLE SHELF | FH | FIRE HYDRANT |
| B/H | BULKHEAD | FHS | FIRE HOSE REEL |
| COL | COLUMN | FS | FIXED SHELF |
| DS | DOUBLE STUD | FP | FLOOR PENETRATION |
| DP1 | DOWNPIPE - COLORBOND | FW | FLOOR WASTE |
| DP2 | DOWNPIPE - PVC | HWU | HOT WATER UNIT |
| EG | EAVES GUTTER | MSB | MAIN SWITCH BOARD |
| EXP | EXHAUST FAN | TMW | THERMOSTATIC VALVE |
| EXT | FIRE EXTINGUISHER | SK | SKIRTING |
| FB | FLOOR BOX | WC | WATER CLOSET |

- GENERAL NOTES
- CONTRACTOR MUST VERIFY ALL DIMENSIONS ONSITE BEFORE COMMENCING WORK OR PREPARING SHOP DRAWINGS.
 - DO NOT SCALE OFF DRAWINGS.
 - THE LOCATION OF ALL SURFACE ITEMS INDICATED ON THE ARCHITECTURAL PLANS TAKE PRECEDENCE OVER OTHER PLANS.
 - EXACT LOCATION AND HEIGHT OF ALL ELECTRICAL FITTINGS AND SWITCHES IS TO BE CONFIRMED WITH ARCHITECT PRIOR TO INSTALLATION.
 - ALL WORKS TO COMPLY WITH BCA/NCC, AND RELEVANT AUSTRALIAN STANDARDS.
 - ALL GLAZING TO BE INSTALLED IN ACCORDANCE WITH AS 1288, AS/NZ 2208, AS/NZ 4687.
 - CONTRACTOR TO CONFORM WITH AS 1428.1-2009.

WANGARATTA CREATIVE PRECINCT

33-37 FORD ST, WANGARATTA VIC 3677

NOT FOR CONSTRUCTION

FOR TOWN PLANNING

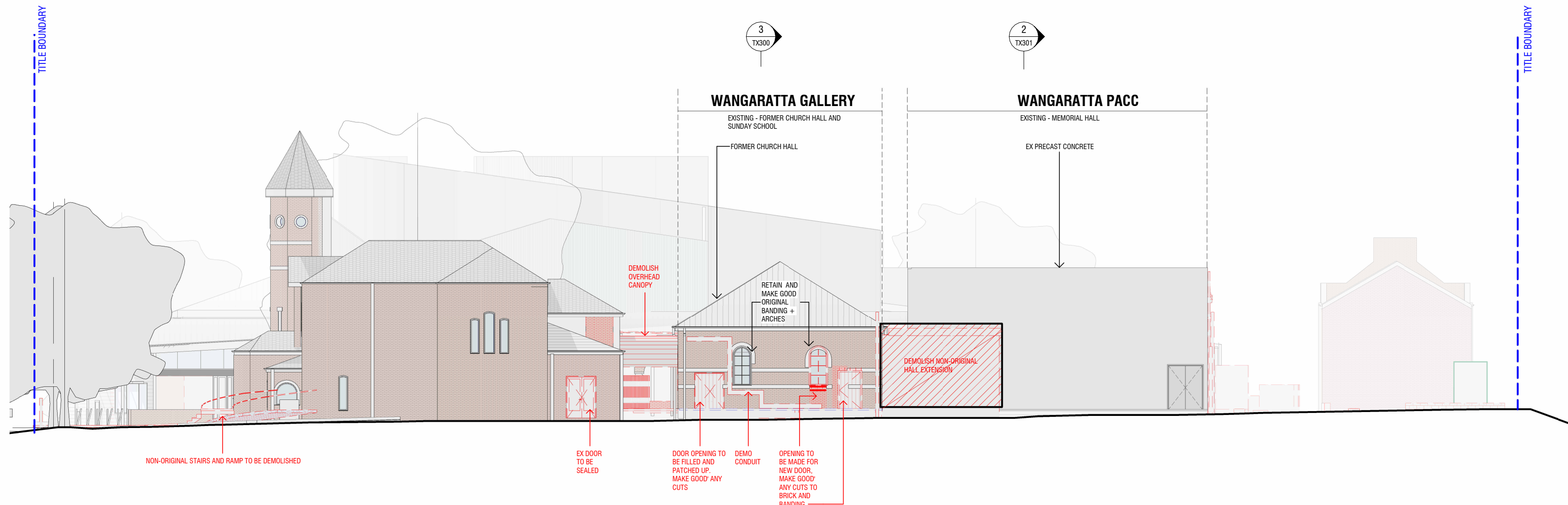
SIBLING

L4 252 Swanston St, Melbourne VIC 3000
Ph. 03 9862 1357
sister@siblingarchitecture.com
www.siblingarchitecture.com

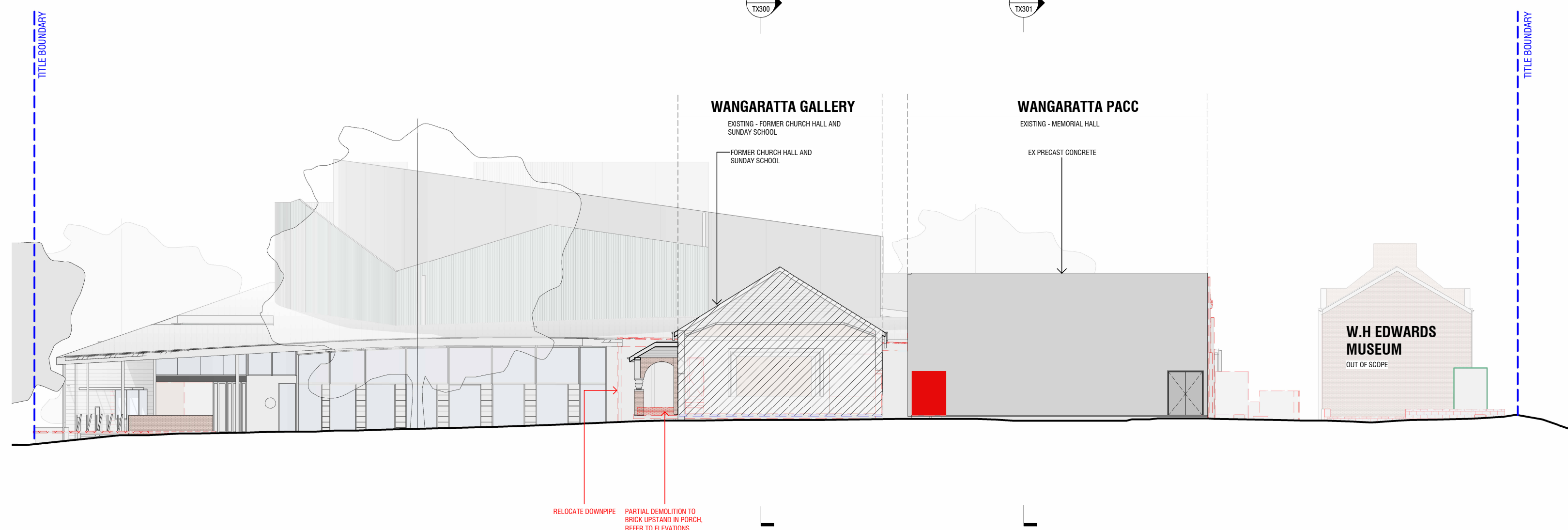
ABN: 91 545 173 018

EXISTING ELEVATIONS WITH DEMOLITION

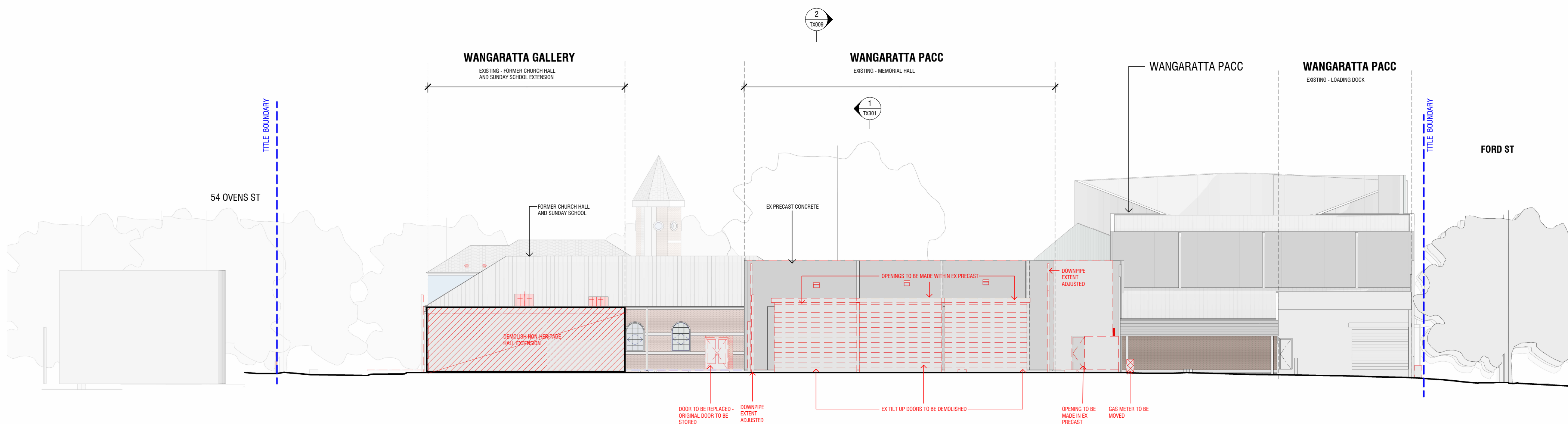
| STAGE | | PROJECT NO. | |
|----------------|--|-------------|--|
| TOWN PLANNING | | 291 | |
| DRAWN | | APPROVED | |
| TA | | AB | |
| CHECKED | | DATE | |
| NB | | 16/05/24 | |
| SCALE | | DRAWING NO. | |
| 1 : 200 | | TP007 | |
| GAD PLOT SCALE | | TP1 | |



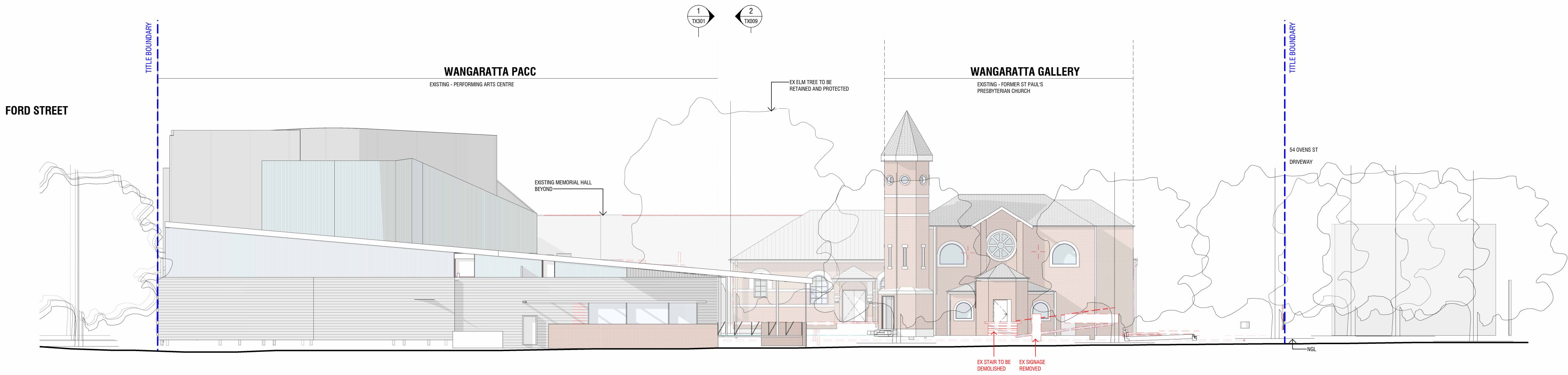
1 EXISTING WEST ELEVATION
TP005 1:200



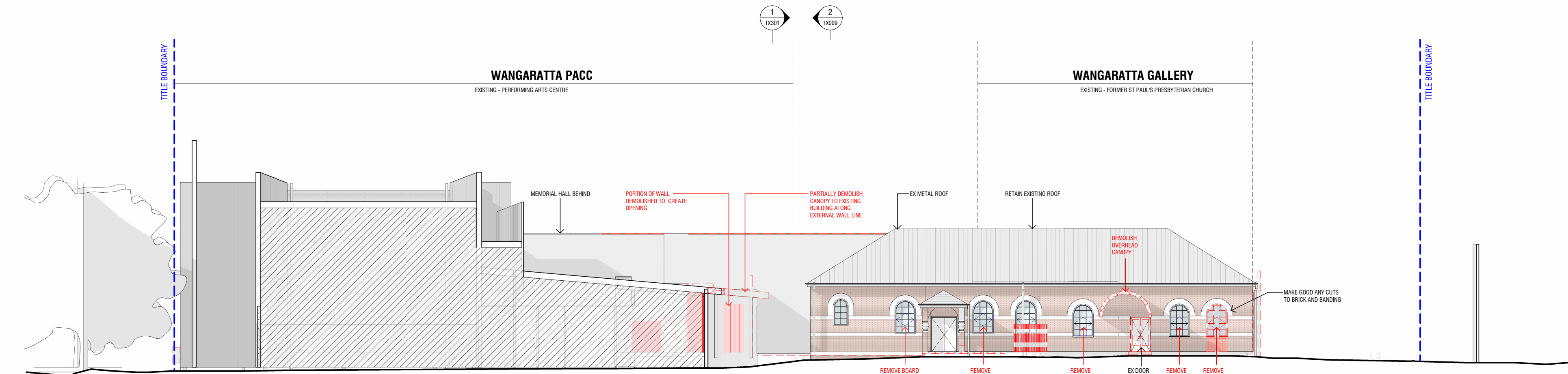
2 EXISTING WEST ELEVATION
A411 1:200



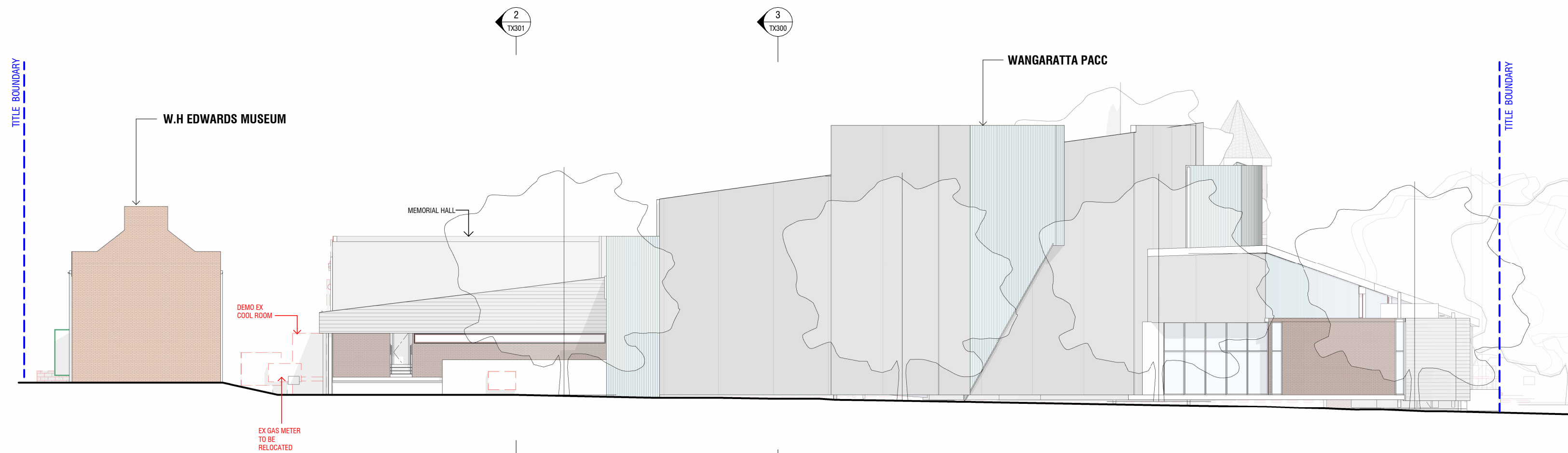
3 EXISTING SOUTH ELEVATION
A421 1:200



4 EXISTING NORTH ELEVATION
TP005 1 : 200



5 EXISTING NORTH ELEVATION
A401 1 : 200



6 EXISTING EAST ELEVATION
TP005 1 : 200

| NO. | AMENDMENT | DATE | APPD |
|-----|--------------------------|----------|------|
| TP1 | TOWN PLANNING SUBMISSION | 16/05/24 | AE |
| | | | |
| | | | |
| | | | |
| | | | |
| | | | |
| | | | |
| | | | |

FINISHES (REFER SCHEDULE):

| ABBREVIATIONS | | | |
|---------------|----------------------|-----|--------------------|
| A/P | ACCESS PANEL | FG | FIXED GLAZING |
| AS | ADJUSTABLE SHELF | FH | FIRE HYDRANT |
| B/H | BULKHEAD | FHS | FIRE HOSE REEL |
| COL | COLUMN | FS | FIXED SHELF |
| DS | DOUBLE STUD | FP | FLOOR PENETRATION |
| DP1 | DOWNPIPE - COLORBOND | FW | FLOOR WASTE |
| DP2 | DOWNPIPE - PVC | HWU | HOT WATER UNIT |
| EG | EAVES GUTTER | MSB | MAIN SWITCH BOARD |
| EXP | EXHAUST FAN | TMW | THERMOSTATIC VALVE |
| EXT | FIRE EXTINGUISHER | SK | SKIRTING |
| FB | FLOOR BOX | WC | WATER CLOSET |

- GENERAL NOTES
- CONTRACTOR MUST VERIFY ALL DIMENSIONS ONSITE BEFORE COMMENCING WORK OR PREPARING SHOP DRAWINGS.
 - DO NOT SCALE OFF DRAWINGS.
 - THE LOCATION OF ALL SURFACE ITEMS INDICATED ON THE ARCHITECTURAL PLANS TAKE PRECEDENCE OVER OTHER PLANS.
 - EXACT LOCATION AND HEIGHT OF ALL ELECTRICAL FITTINGS AND SWITCHES IS TO BE CONFIRMED WITH ARCHITECT PRIOR TO INSTALLATION.
 - ALL WORKS TO COMPLY WITH BCA/NCC, AND RELEVANT AUSTRALIAN STANDARDS.
 - ALL GLAZING TO BE INSTALLED IN ACCORDANCE WITH AS 1288, AS/NZ 2208, AS/NZ 4667.
 - CONTRACTOR TO CONFORM WITH AS 1428.1-2009.

WANGARATTA CREATIVE PRECINCT

33-37 FORD ST, WANGARATTA VIC 3677

NOT FOR CONSTRUCTION

FOR TOWN PLANNING

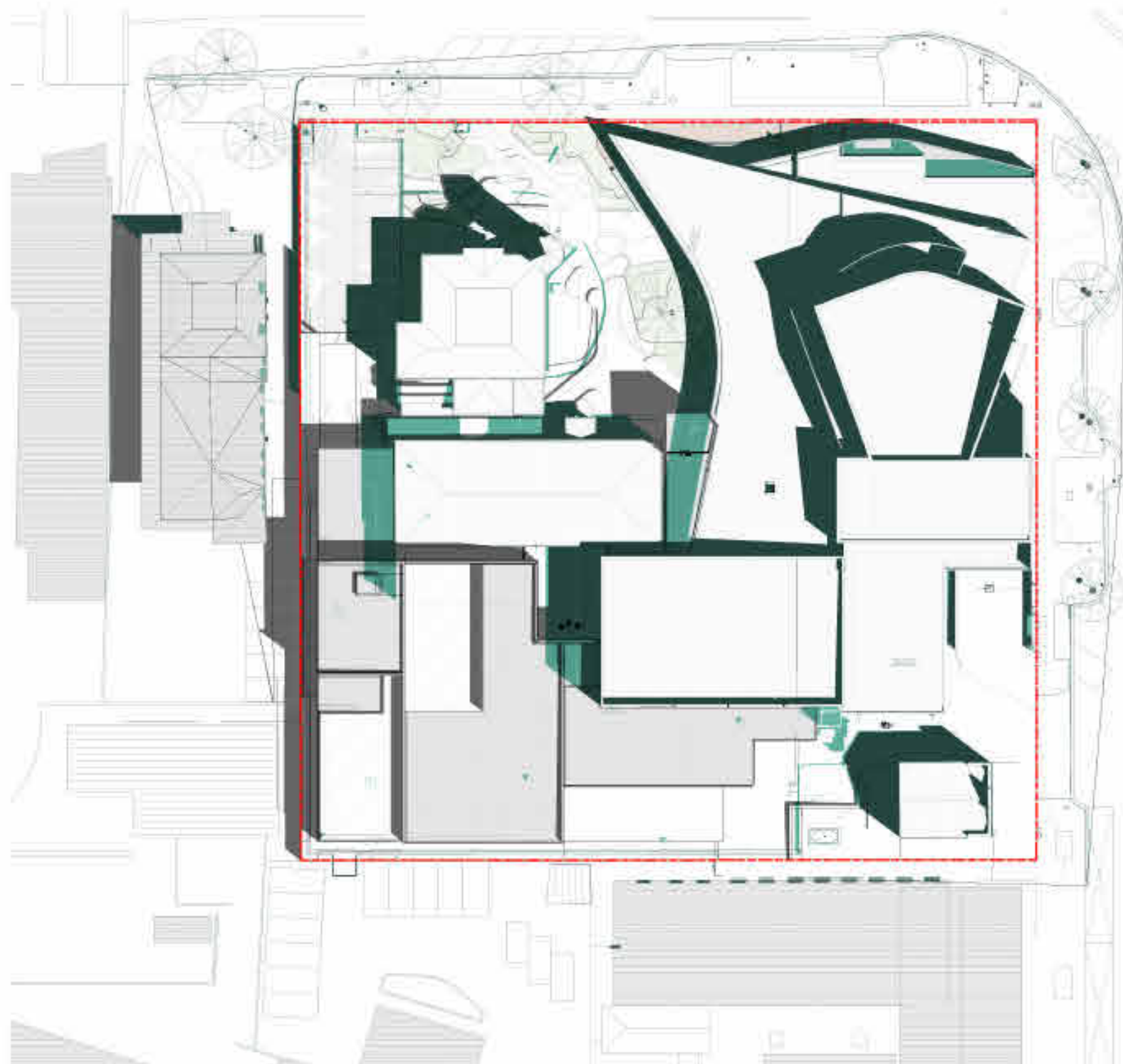
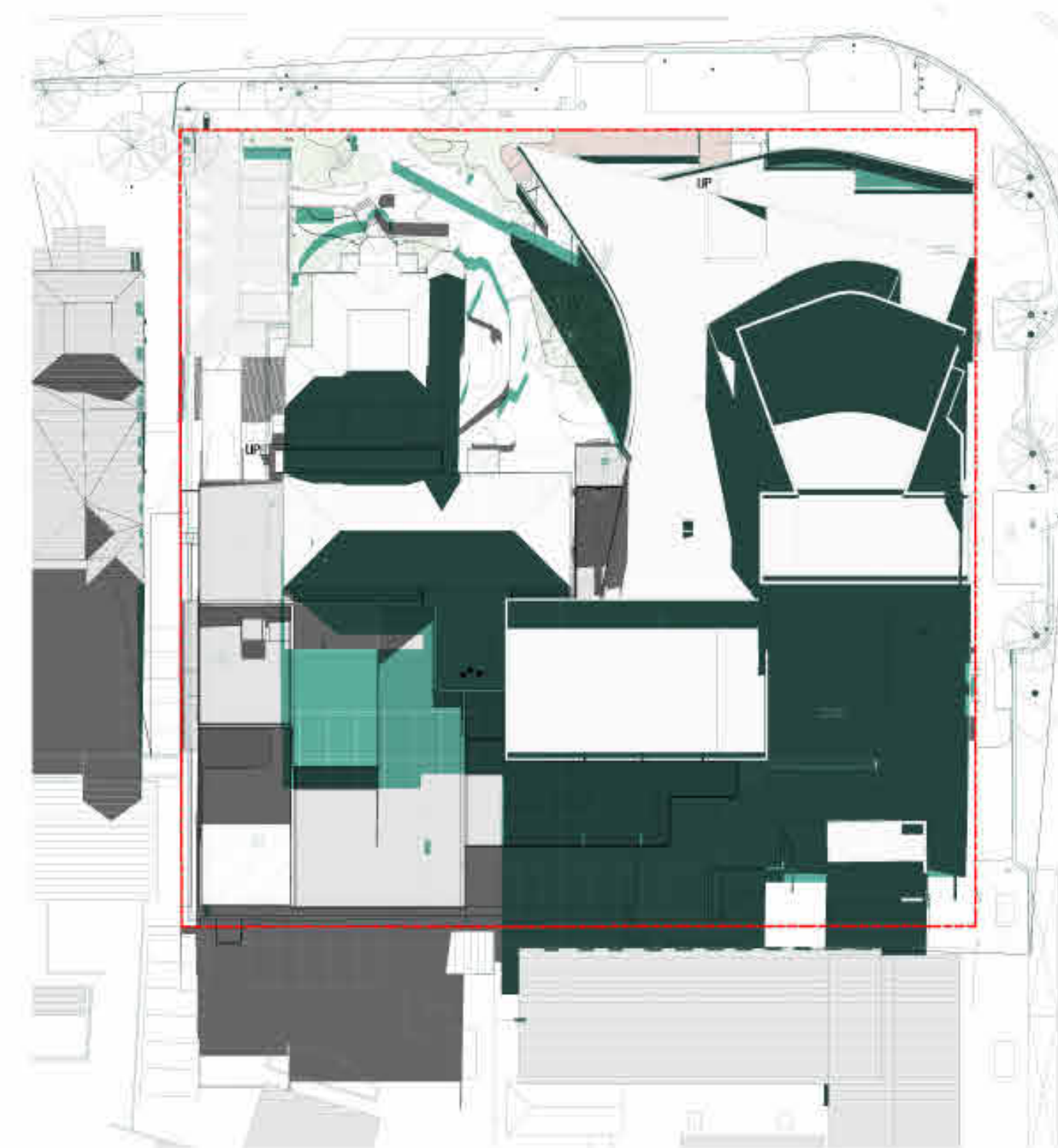
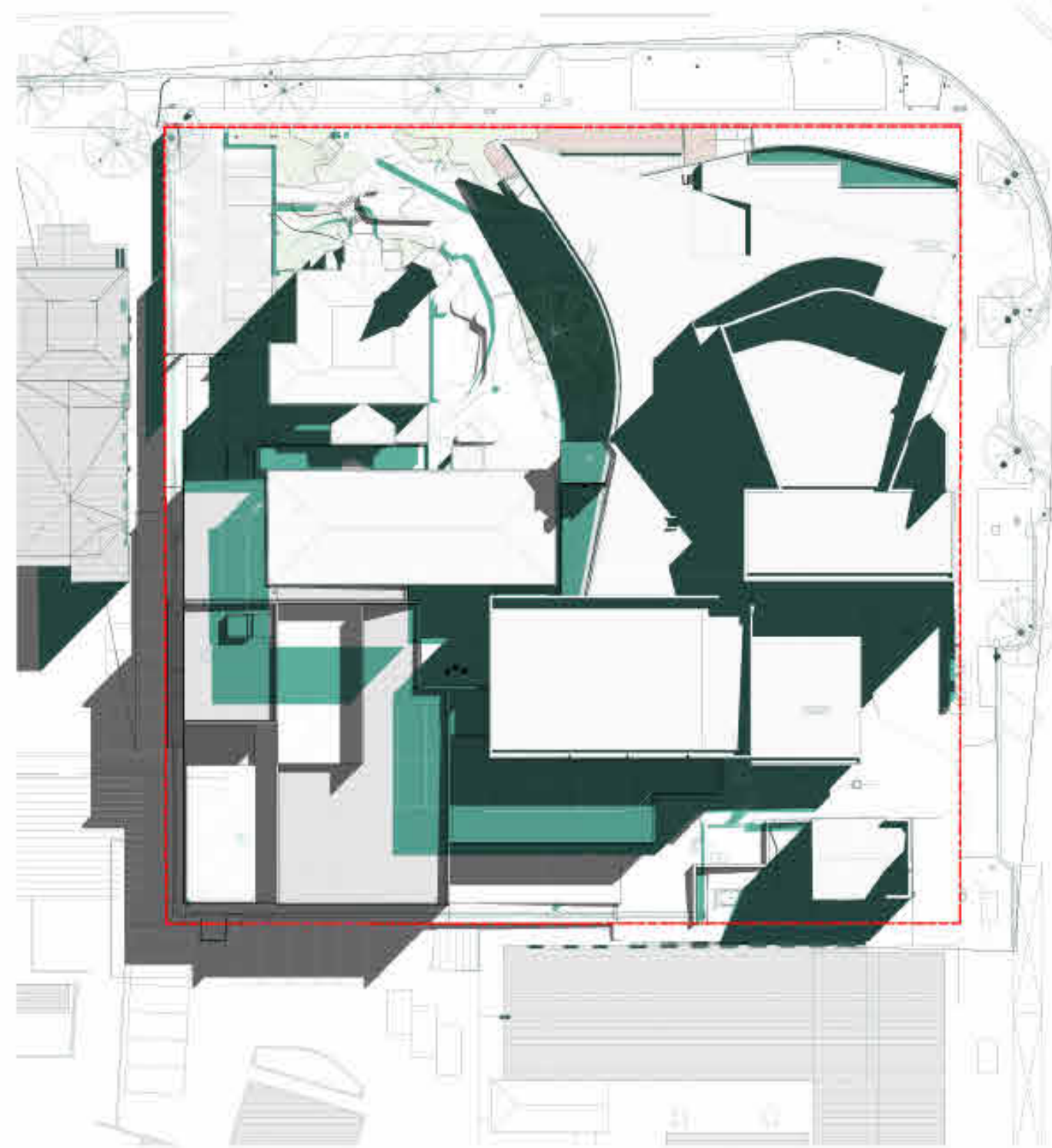
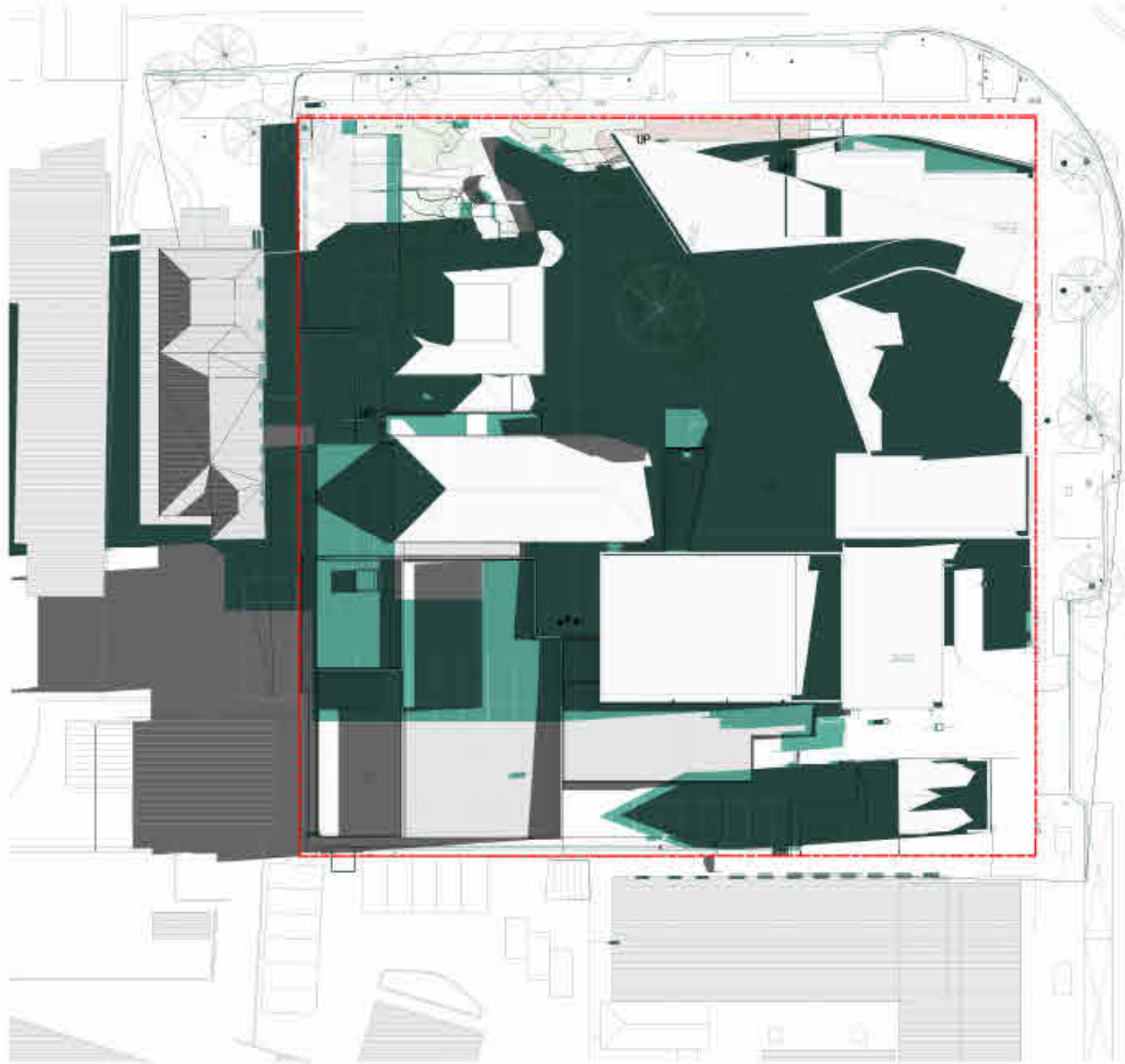
SIBLING

L4 252 Swanston St, Melbourne VIC 3000
Ph. 03 9662 1357
sister@siblingarchitecture.com
www.siblingarchitecture.com

ABN: 91 545 173 018

EXISTING ELEVATIONS WITH DEMOLITION

| STAGE | | PROJECT NO. | |
|----------------|--|-------------|--|
| TOWN PLANNING | | 291 | |
| DRAWN | | APPROVED | |
| TA | | AB | |
| CHECKED | | DATE | |
| NB | | 16/05/24 | |
| SCALE | | DRAWING NO. | |
| 1 : 200 | | TP008 | |
| CAD PLOT SCALE | | TP1 | |



SHADOW KEY:

EXISTING SHADOWS

PROPOSED SHADOWS

[illegible]

| NO. | AMENDMENT | DATE | APPD |
|-----|--------------------------|----------|------|
| TP1 | TOWN PLANNING SUBMISSION | 16/05/24 | AE |
| | | | |
| | | | |
| | | | |
| | | | |
| | | | |
| | | | |
| | | | |
| | | | |
| | | | |

FINISHES (REFER SCHEDULE):

| | |
|-----------|------------------------------|
| CLADDING | |
| BR-01 | BRICK VARIETY |
| CD-01a | FG SHEET FACADE - CNC ROUTED |
| CD-01b | FG SHEET FACADE |
| CONCRETE | |
| CN-02 | EXTERIOR CONCRETE IN SITU |
| CN-03 | PRECAST CONCRETE |
| CN-04 | RC WALL |
| GLASS | |
| GL-01 | EXTERNAL DOUBLE GLAZING |
| GL-02 | INTERIOR SINGLE GLAZING |
| GL-02a | INTERIOR SINGLE GLAZING |
| GL-03 | EXTERIOR SINGLE GLAZING |
| LANDSCAPE | |
| BR-02 | BRICK SEAT |
| FR-01 | TIMBER FENCE |
| FR-02 | PALLISADE FENCE |
| FR-01 | FRP DECKING |
| PV-01A | PERMEABLE PAVERS |
| PV-01B | PAVERS |
| PV-02a | CONCRETE PAVERS |
| PV-02b | CONCRETE PAVERS |
| TM-01 | TIMBER DECKING |
| TM-06 | TIMBER DECKING |
| METALWORK | |
| MR-03 | Aluminum 6061 |
| PC-02 | POWDERCOAT WHITE |
| PC-05 | PAINT |
| METALWORK | |
| MR-03 | Aluminum 6061 |
| PC-02 | POWDERCOAT WHITE |
| PC-05 | PAINT |
| ROOF | |
| MR-01 | STEEL ROOFING |
| MR-02 | COLORBOND FLASHING |
| PL-01 | POLYCARBONATE ROOFING |
| TILES | |
| BR-02 | BRICK TILE FLOORING |
| BR-03 | BRICK TILE JOINERY |
| WALL | |
| AN-01 | ANODISED ALUMINIUM |
| MT-02 | METAL SHEETING |

| | |
|---------------|----------------------|
| ABBREVIATIONS | |
| A/P | ACCESS PANEL |
| AS | ADJUSTABLE SHELF |
| B/H | BULKHEAD |
| COL | COLUMN |
| DS | DOUBLE STUD |
| DP1 | DOWNPIPE - COLORBOND |
| DP2 | DOWNPIPE - PVC |
| EG | EAVES GUTTER |
| EXP | EXHAUST FAN |
| EXT | FIRE EXTINGUISHER |
| FB | FLOOR BOX |
| FG | FIXED GLAZING |
| FH | FIRE HYDRANT |
| FHS | FIRE HOSE REEL |
| FS | FIXED SHELF |
| FP | FLOOR PENETRATION |
| FW | FLOOR WASTE |
| HWU | HOT WATER UNIT |
| MSB | MAIN SWITCH BOARD |
| TMW | THERMOSTATIC VALVE |
| SK | SKirting |
| WC | WATER CLOSET |

| |
|---|
| GENERAL NOTES |
| 1. CONTRACTOR MUST VERIFY ALL DIMENSIONS ONSITE BEFORE COMMENCING WORK OR PREPARING SHOP DRAWINGS. |
| 2. DO NOT SCALE OFF DRAWINGS. |
| 3. THE LOCATION OF ALL SURFACE ITEMS INDICATED ON THE ARCHITECTURAL PLANS TAKE PRECEDENCE OVER OTHER PLANS. |
| 4. EXACT LOCATION AND HEIGHT OF ALL ELECTRICAL FITTINGS AND SWITCHES IS TO BE CONFIRMED WITH ARCHITECT PRIOR TO INSTALLATION. |
| 5. ALL WORKS TO COMPLY WITH BCA/NCC, AND RELEVANT AUSTRALIAN STANDARDS. |
| 6. ALL GLAZING TO BE INSTALLED IN ACCORDANCE WITH AS 1288, AS/NZ 2208, AS/NZ 4667. |
| 7. CONTRACTOR TO CONFORM WITH AS 1428.1-2009. |

WANGARATTA CREATIVE PRECINCT

33-37 FORD ST, WANGARATTA VIC 3677

NOT FOR CONSTRUCTION

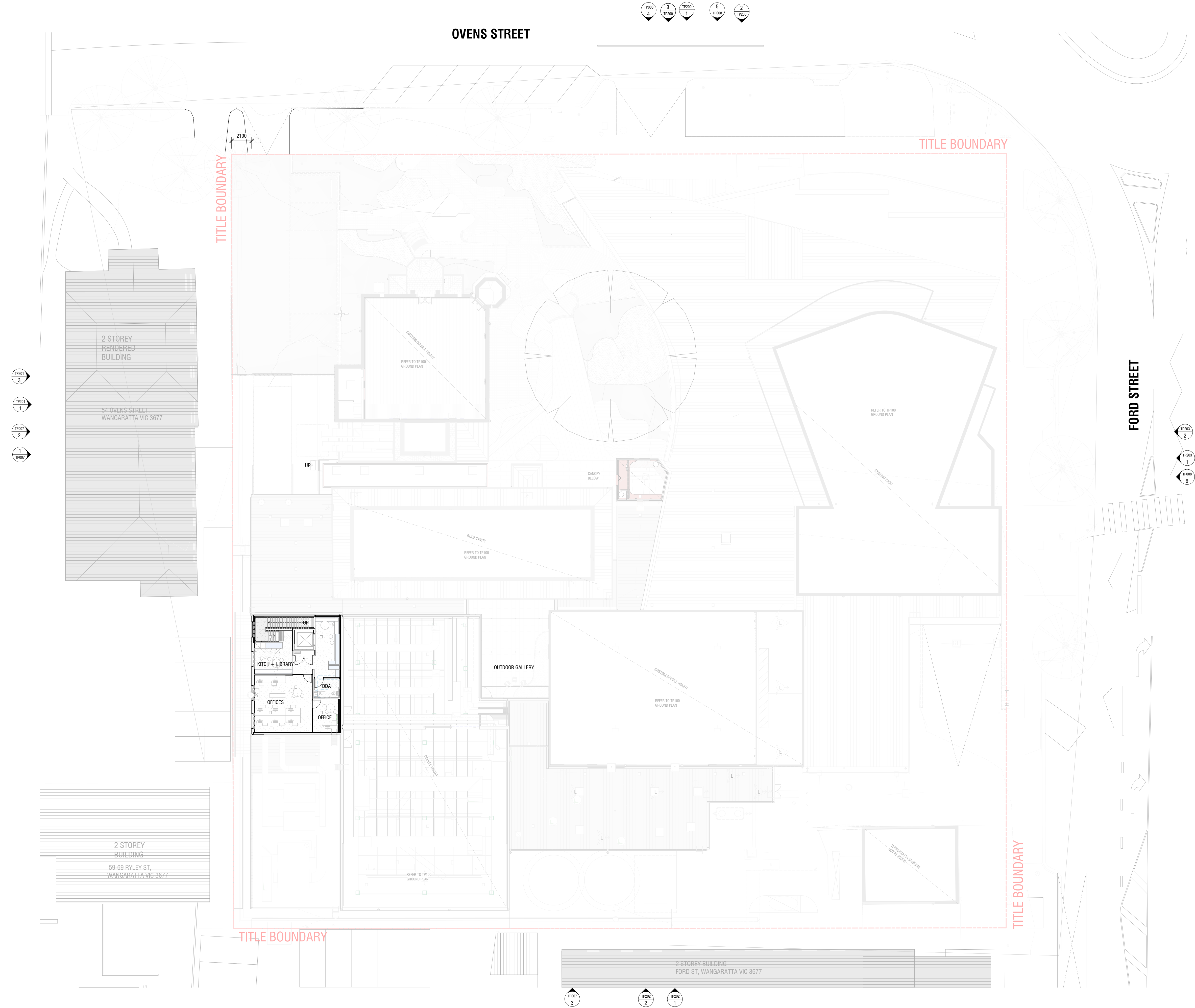
FOR TOWN PLANNING

SIBLING

L4 252 Swanston St, Melbourne VIC 3000
Ph. 03 9662 1357
sister@siblingarchitecture.com
www.siblingarchitecture.com
ABN: 91 545 173 018

PROPOSED GROUND FLOOR PLAN

| | | | |
|---------------------|--|-------------------|--|
| STAGE TOWN PLANNING | | PROJECT NO. 291 | |
| DRAWN TA | | APPROVED AB | |
| CHECKED NB | | DATE 16/05/24 | |
| SCALE 1 : 200 | | DRAWING NO. TP100 | |
| CAD PLOT SCALE | | TP1 | |



| NO. | AMENDMENT | DATE | APPD |
|-----|--------------------------|----------|------|
| TP1 | TOWN PLANNING SUBMISSION | 16/05/24 | AE |
| | | | |
| | | | |
| | | | |
| | | | |
| | | | |
| | | | |
| | | | |
| | | | |
| | | | |

FINISHES (REFER SCHEDULE):

CLADDING
BR-01 BRICK VARIETY
CD-01a FG SHEET FACADE - CNC ROUTED
CD-01b FG SHEET FACADE

CONCRETE
CN-02 EXTERIOR CONCRETE IN SITU
CN-03 PRECAST CONCRETE
CN-04 RC WALL

GLASS
GL-01 EXTERNAL DOUBLE GLAZING
GL-02 INTERIOR SINGLE GLAZING
GL-02a INTERIOR SINGLE GLAZING
GL-03 EXTERIOR SINGLE GLAZING

LANDSCAPE
BR-02 BRICK SEAT
FN-01 TIMBER FENCE
PV-02 PALLISADE FENCE
FR-01 FRP DECKING
PV-01a PERMEABLE PAVERS
PV-01b PAVERS
PV-02a CONCRETE PAVERS
PV-02b CONCRETE PAVERS
TM-01 TIMBER DECKING
TM-06 TIMBER DECKING

METALWORK
MR-03 Aluminum 6061
PC-02 POWDERCOAT WHITE
PC-05 PAINT

METALWORK
MR-03 Aluminum 6061
PC-02 POWDERCOAT WHITE
PC-05 PAINT

ROOF
MR-01 STEEL ROOFING
MR-02 COLORBOND FLASHING
PL-01 POLYCARBONATE ROOFING

TILES
BR-02 BRICK TILE FLOORING
BR-03 BRICK TILE JOINERY

WALL
AN-01 ANODISED ALUMINIUM
MT-02 METAL SHEETING

ABBREVIATIONS

| | |
|--------------------------|------------------------|
| A/P ACCESS PANEL | FG FIXED GLAZING |
| AS ADJUSTABLE SHELF | FH FIRE HYDRANT |
| B/H BULKHEAD | FHS FIRE HOSE REEL |
| COL COLUMN | FS FIXED SHELF |
| DS DOUBLE STUD | FP FLOOR PENETRATION |
| DP1 DOWNPIPE - COLORBOND | FW FLOOR WASTE |
| DP2 DOWNPIPE - PVC | HWU HOT WATER UNIT |
| EG EAVES GUTTER | MSB MAIN SWITCH BOARD |
| EXP EXHAUST FAN | TMW THERMOSTATIC VALVE |
| EXT FIRE EXTINGUISHER | SK SKirting |
| FB FLOOR BOX | WC WATER CLOSET |

GENERAL NOTES

- CONTRACTOR MUST VERIFY ALL DIMENSIONS ONSITE BEFORE COMMENCING WORK OR PREPARING SHOP DRAWINGS.
- DO NOT SCALE OFF DRAWINGS.
- THE LOCATION OF ALL SURFACE ITEMS INDICATED ON THE ARCHITECTURAL PLANS TAKE PRECEDENCE OVER OTHER PLANS.
- EXACT LOCATION AND HEIGHT OF ALL ELECTRICAL FITTINGS AND SWITCHES IS TO BE CONFIRMED WITH ARCHITECT PRIOR TO INSTALLATION.
- ALL WORKS TO COMPLY WITH BCA/NCC, AND RELEVANT AUSTRALIAN STANDARDS.
- ALL GLAZING TO BE INSTALLED IN ACCORDANCE WITH AS 1288, AS/NZ 2208, AS/NZ 4667.
- CONTRACTOR TO CONFORM WITH AS 1428.1-2009.

WANGARATTA CREATIVE PRECINCT

33-37 FORD ST, WANGARATTA VIC 3677

NOT FOR CONSTRUCTION

FOR TOWN PLANNING

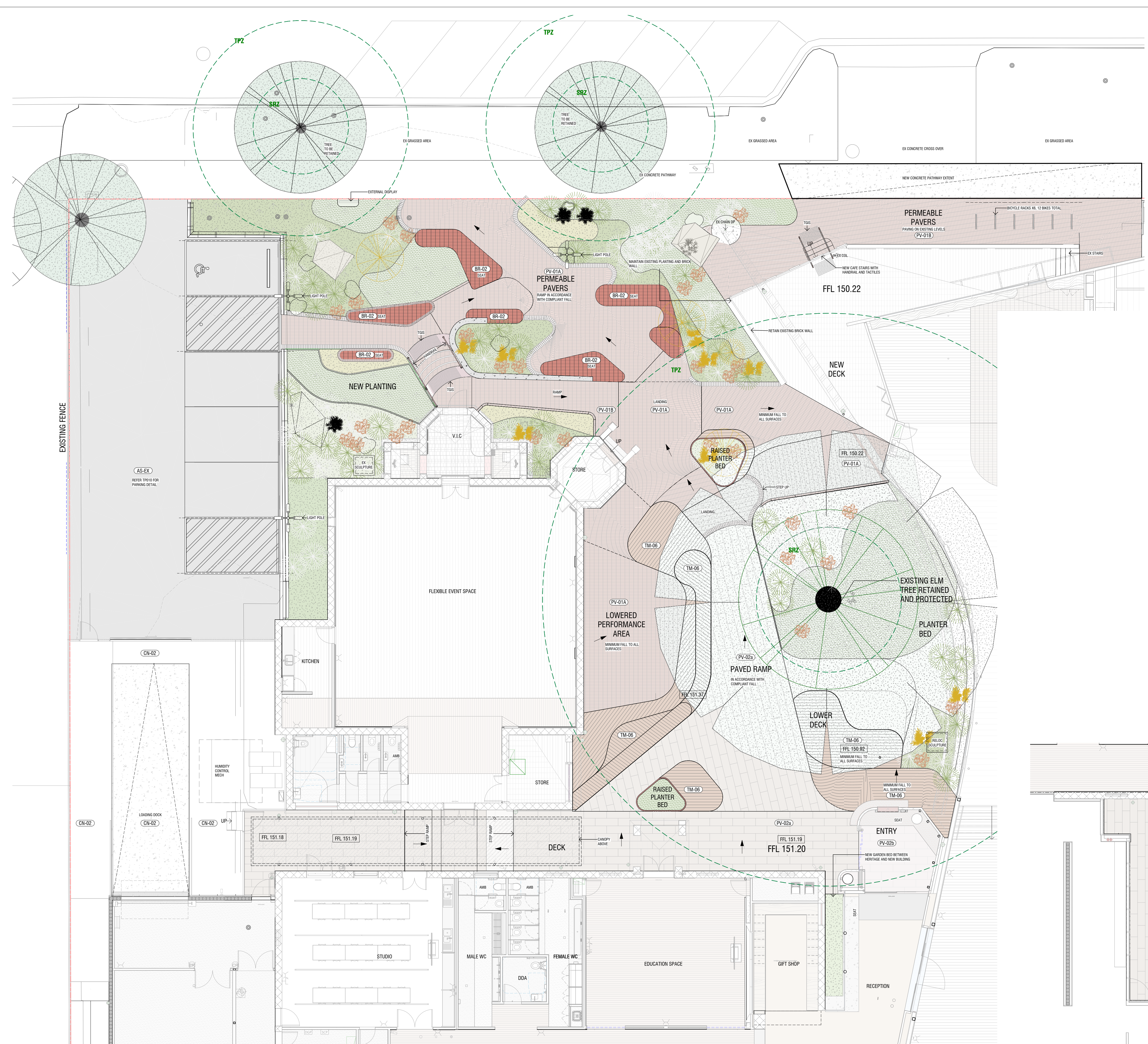
SIBLING

L4 252 Swanston St, Melbourne VIC 3000
Ph. 03 9862 1357
sister@siblingarchitecture.com
www.siblingarchitecture.com

ABN: 91 545 173 018

PROPOSED FIRST FLOOR PLAN

| | | |
|--------------------|---------------|-------------------|
| COPYRIGHT RESERVED | | A1 |
| STAGE | TOWN PLANNING | PROJECT NO. 291 |
| DRAWN | TA | APPROVED AB |
| CHECKED | NB | DATE 16/05/24 |
| SCALE | 1 : 200 | DRAWING NO. TP101 |
| CAD PLOT SCALE | | TP1 |



BASE GROUND COVER DRAWING LEGEND

- GROUND COVER MIX
- ROCK/PEBBLE GROUND COVER
- LAWN GROUND COVER

TREE PROTECTION ZONE

| Planting Schedule | | | | |
|-------------------|---------------------------|-------|--------------------|---------------|
| Type Mark | Type | Image | Type Comments | Description |
| GROUND COVERS | | | | |
| PL-06 | Linum marginale | | Linum marginale | GROUND COVERS |
| PL-07 | PL-Caloccep halus citreus | | Lemon Beauty-heads | GROUND COVERS |
| SHRUB | | | | |
| PL-02 | Acacia acmacea | | GOLD DUST WATTLE | SHRUB |
| PL-03 | Bursaria spinosa | | SWEET BURSARIA | SHRUB |
| PL-04 | Dillwynia cinerascens | | Grey Parrot-pea | SHRUB |
| PL-05 | Pimelea curviflora | | Curved Rice-flower | SHRUB |
| SMALL TREE | | | | |
| PL-01 | Acacia Dealbata | | SILVER WATTLE | SMALL TREE |

| NO. | AMENDMENT | DATE | APPD |
|-----|--------------------------|----------|------|
| TP1 | TOWN PLANNING SUBMISSION | 16/05/24 | AE |
| | | | |
| | | | |
| | | | |
| | | | |
| | | | |
| | | | |
| | | | |
| | | | |
| | | | |

| FINISHES (REFER SCHEDULE): | |
|----------------------------|------------------------------|
| CLADDING | |
| BR-01 | BRICK VARIETY |
| CD-01a | FG SHEET FACADE - CNC ROUTED |
| CD-01b | FG SHEET FACADE |
| CONCRETE | |
| CN-02 | EXTERIOR CONCRETE IN SITU |
| CN-03 | PRECAST CONCRETE |
| CN-04 | RC WALL |
| GLASS | |
| GL-01 | EXTERNAL DOUBLE GLAZING |
| GL-02 | INTERIOR SINGLE GLAZING |
| GL-02a | INTERIOR SINGLE GLAZING |
| GL-03 | EXTERIOR SINGLE GLAZING |
| LANDSCAPE | |
| BR-02 | BRICK SEAT |
| FR-01 | TIMBER FENCE |
| FR-02 | PALLISADE FENCE |
| FR-01 | FRP DECKING |
| PV-01A | PERMEABLE PAVERS |
| PV-01B | PAVERS |
| PV-02a | CONCRETE PAVERS |
| PV-02b | CONCRETE PAVERS |
| TM-01 | TIMBER DECKING |
| TM-06 | TIMBER DECKING |
| METALWORK | |
| MR-03 | Aluminum 6061 |
| PC-02 | POWDERCOAT WHITE |
| PC-05 | PAINT |
| METALWORK | |
| MR-03 | Aluminum 6061 |
| PC-02 | POWDERCOAT WHITE |
| PC-05 | PAINT |
| ROOF | |
| MR-01 | STEEL ROOFING |
| MR-02 | COLORBOND FLASHING |
| PL-01 | POLYCARBONATE ROOFING |
| TILES | |
| BR-02 | BRICK TILE FLOORING |
| BR-03 | BRICK TILE JOINERY |
| WALL | |
| AN-01 | ANODISED ALUMINIUM |
| MT-02 | METAL SHEETING |

| ABBREVIATIONS | |
|---------------|----------------------|
| A/P | ACCESS PANEL |
| AS | ADJUSTABLE SHELF |
| B/H | BULKHEAD |
| COL | COLUMN |
| DS | DOUBLE STUD |
| DPI | DOWNPIPE - COLORBOND |
| DP2 | DOWNPIPE - PVC |
| EG | EAVES GUTTER |
| EXP | EXHAUST FAN |
| EXT | FIRE EXTINGUISHER |
| FB | FLOOR BOX |
| FG | FIXED GLAZING |
| FH | FIRE HYDRANT |
| FHS | FIRE HOSE REEL |
| FS | FIXED SHELF |
| FP | FLOOR PENETRATION |
| FW | FLOOR WASTE |
| HWU | HOT WATER UNIT |
| MSB | MAIN SWITCH BOARD |
| MTW | THERMOSTATIC VALVE |
| SK | SKirting |
| WC | WATER CLOSET |

- GENERAL NOTES
- CONTRACTOR MUST VERIFY ALL DIMENSIONS ONSITE BEFORE COMMENCING WORK OR PREPARING SHOP DRAWINGS.
 - DO NOT SCALE OFF DRAWINGS.
 - THE LOCATION OF ALL SURFACE ITEMS INDICATED ON THE ARCHITECTURAL PLANS TAKE PRECEDENCE OVER OTHER PLANS.
 - EXACT LOCATION AND HEIGHT OF ALL ELECTRICAL FITTINGS AND SWITCHES IS TO BE CONFIRMED WITH ARCHITECT PRIOR TO INSTALLATION.
 - ALL WORKS TO COMPLY WITH BCA/NCC, AND RELEVANT AUSTRALIAN STANDARDS.
 - ALL GLAZING TO BE INSTALLED IN ACCORDANCE WITH AS 1288, AS/NZ 2208, AS/NZ 4667.
 - CONTRACTOR TO CONFORM WITH AS 1428.1-2009.

WANGARATTA CREATIVE PRECINCT

33-37 FORD ST, WANGARATTA VIC 3677

NOT FOR CONSTRUCTION

FOR TOWN PLANNING

SIBLING


L4 252 Swanston St, Melbourne VIC 3000
Ph. 03 9662 1357
sister@siblingarchitecture.com
www.siblingarchitecture.com

ABN: 91 545 173 018

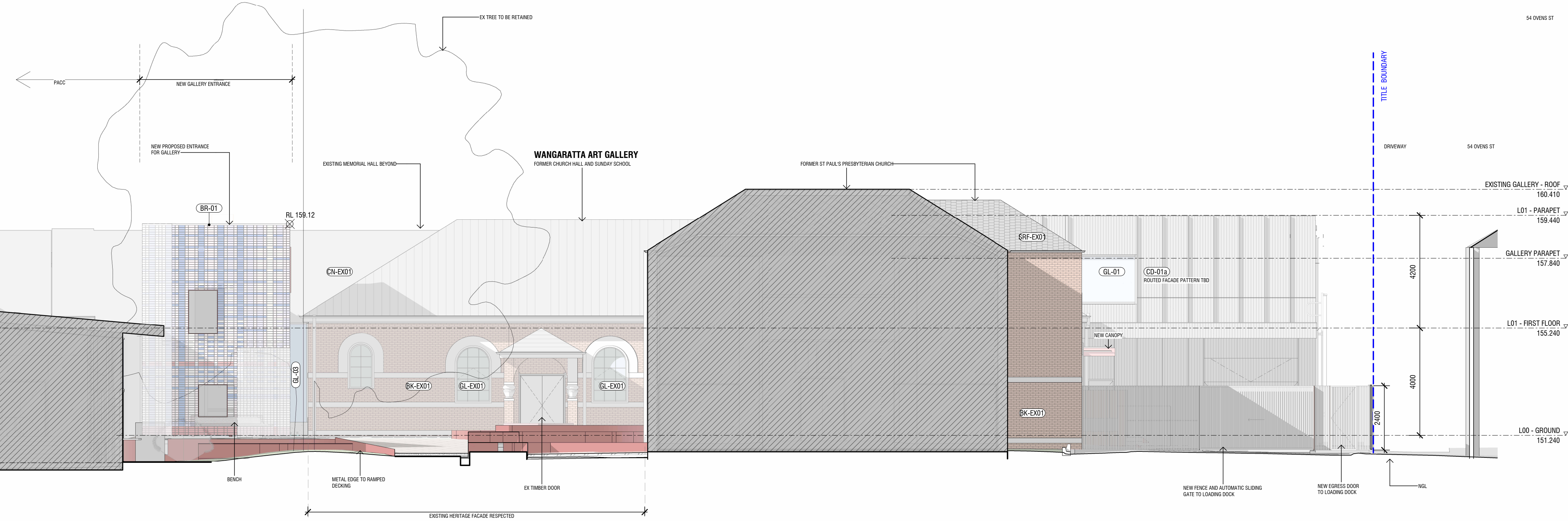
PROPOSED LANDSCAPE PLAN

| | | | |
|--------------------|---------------|-------------|----------|
| COPYRIGHT RESERVED | | A1 | |
| STAGE | TOWN PLANNING | PROJECT NO. | 291 |
| DRAWN | TA | APPROVED | AB |
| CHECKED | NB | DATE | 16/05/24 |
| SCALE | As indicated | DRAWING NO. | TP114 |
| GAD PLOT SCALE | | | TP1 |

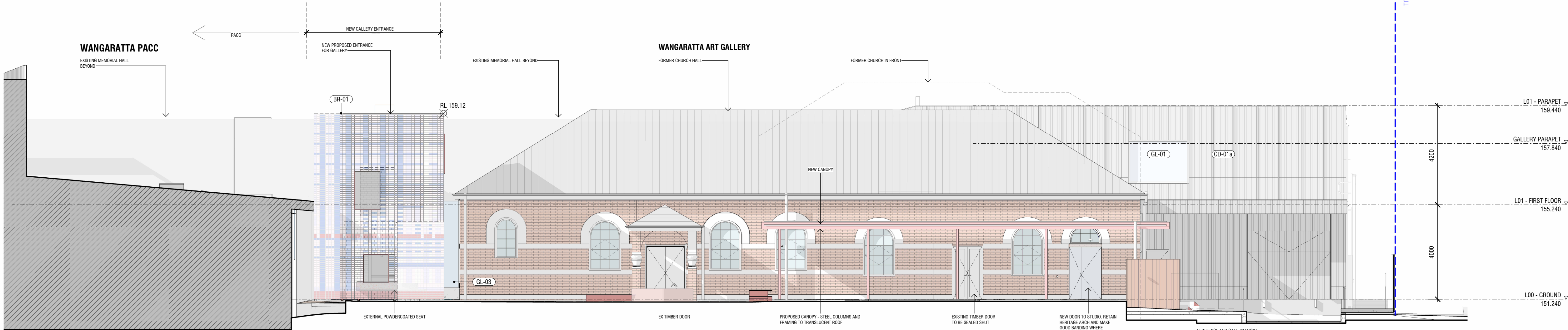
1 NORTH ELEVATION - SITE
TP100
1: 200



3 NORTH ELEVATION
TP100
1: 100



2 NORTH ELEVATION
A440
1: 100



| NO. | AMENDMENT | DATE | APPD |
|-----|--------------------------|----------|------|
| TP1 | TOWN PLANNING SUBMISSION | 16/05/24 | AE |
| | | | |
| | | | |
| | | | |
| | | | |
| | | | |
| | | | |
| | | | |

FINISHES (REFER SCHEDULE):

| | |
|-----------|------------------------------|
| CLADDING | |
| BR-01 | BRICK VARIETY |
| CD-01a | FG SHEET FACADE - CNC ROUTED |
| CD-01b | FG SHEET FACADE |
| CONCRETE | |
| CN-02 | EXTERIOR CONCRETE IN SITU |
| CN-03 | PRECAST CONCRETE |
| CN-04 | RC WALL |
| GLASS | |
| GL-01 | EXTERNAL DOUBLE GLAZING |
| GL-02 | INTERIOR SINGLE GLAZING |
| GL-02a | INTERIOR SINGLE GLAZING |
| GL-03 | EXTERIOR SINGLE GLAZING |
| LANDSCAPE | |
| BR-02 | BRICK SEAT |
| FR-01 | TIMBER FENCE |
| FR-02 | PALLISADE FENCE |
| FR-01 | FRP DECKING |
| PV-01A | PERMEABLE PAVERS |
| PV-01B | PAVERS |
| PV-02a | CONCRETE PAVERS |
| PV-02b | CONCRETE PAVERS |
| TM-01 | TIMBER DECKING |
| TM-06 | TIMBER DECKING |
| METALWORK | |
| MR-03 | Aluminum 6061 |
| PC-02 | POWDERCOAT WHITE |
| PC-05 | PAINT |
| METALWORK | |
| MR-03 | Aluminum 6061 |
| PC-02 | POWDERCOAT WHITE |
| PC-05 | PAINT |
| ROOF | |
| MR-01 | STEEL ROOFING |
| MR-02 | COLORBOND FLASHING |
| PL-01 | POLYCARBONATE ROOFING |
| TILES | |
| BR-02 | BRICK TILE FLOORING |
| BR-03 | BRICK TILE JOINERY |
| WALL | |
| AN-01 | ANODISED ALUMINIUM |
| MT-02 | METAL SHEETING |

| ABBREVIATIONS | | | |
|---------------|----------------------|-----|--------------------|
| A/P | ACCESS PANEL | FG | FIXED GLAZING |
| AS | ADJUSTABLE SHELF | FH | FIRE HYDRANT |
| B/H | BULKHEAD | FHS | FIRE HOSE REEL |
| COL | COLUMN | FS | FIXED SHELF |
| DS | DOUBLE STUD | FP | FLOOR PENETRATION |
| DP1 | DOWNPIPE - COLORBOND | FW | FLOOR WASTE |
| DP2 | DOWNPIPE - PVC | HWU | HOT WATER UNIT |
| EG | EAVES GUTTER | MSB | MAIN SWITCH BOARD |
| EXP | EXHAUST FAN | TMW | THERMOSTATIC VALVE |
| EXT | FIRE EXTINGUISHER | SK | SKIRTING |
| FB | FLOOR BOX | WC | WATER CLOSET |

- GENERAL NOTES
- CONTRACTOR MUST VERIFY ALL DIMENSIONS ONSITE BEFORE COMMENCING WORK OR PREPARING SHOP DRAWINGS.
 - DO NOT SCALE OFF DRAWINGS.
 - THE LOCATION OF ALL SURFACE ITEMS INDICATED ON THE ARCHITECTURAL PLANS TAKE PRECEDENCE OVER OTHER PLANS.
 - EXACT LOCATION AND HEIGHT OF ALL ELECTRICAL FITTINGS AND SWITCHES IS TO BE CONFIRMED WITH ARCHITECT PRIOR TO INSTALLATION.
 - ALL WORKS TO COMPLY WITH BCA/NCC, AND RELEVANT AUSTRALIAN STANDARDS.
 - ALL GLAZING TO BE INSTALLED IN ACCORDANCE WITH AS 1288, AS/NZ 2208, AS/NZ 4667.
 - CONTRACTOR TO CONFORM WITH AS 1428.1-2009.

WANGARATTA CREATIVE PRECINCT

33-37 FORD ST, WANGARATTA VIC 3677

NOT FOR CONSTRUCTION

FOR TOWN PLANNING

SIBLING

L4 252 Swanston St, Melbourne VIC 3000
Ph. 03 9662 1357
sister@siblingarchitecture.com
www.siblingarchitecture.com

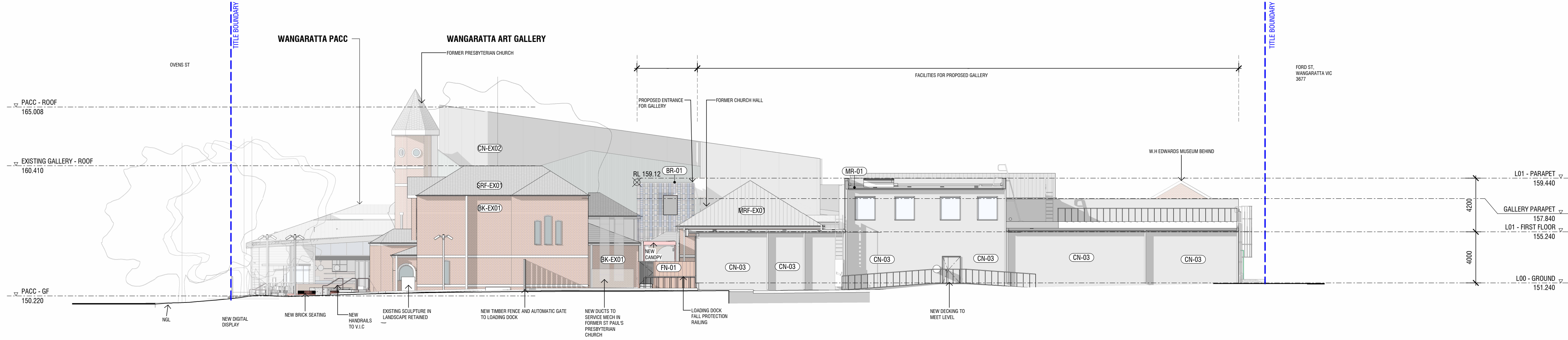
ABN: 91 545 173 018

PROPOSED ELEVATIONS - NORTH

| | | | |
|----------------|--|-------------|--|
| STAGE | | PROJECT NO. | |
| TOWN PLANNING | | 291 | |
| DRAWN | | APPROVED | |
| TA | | AB | |
| CHECKED | | DATE | |
| NB | | 16/05/24 | |
| SCALE | | DRAWING NO. | |
| As indicated | | TP200 | |
| CAD PLOT SCALE | | TP1 | |

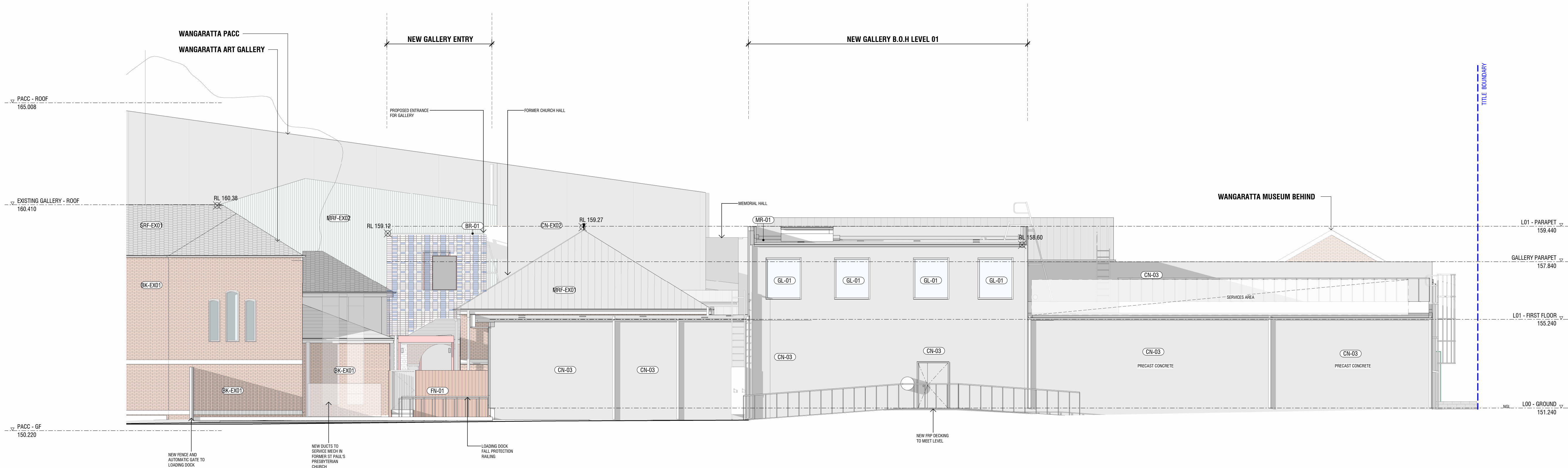
1 WEST ELEVATION - SITE

1 : 200



3 WEST ELEVATION

1 : 100



| NO. | AMENDMENT | DATE | APPD |
|-----|--------------------------|----------|------|
| TP1 | TOWN PLANNING SUBMISSION | 16/05/24 | AE |
| | | | |
| | | | |
| | | | |
| | | | |
| | | | |
| | | | |
| | | | |
| | | | |

FINISHES (REFER SCHEDULE):

| | |
|-----------|---------------------------|
| CLADDING | |
| BR-01 | BRICK VARIETY |
| CD-01a | FG SHEET FACADE - CNC |
| | ROUTED |
| CD-01b | FG SHEET FACADE |
| CONCRETE | |
| CN-02 | EXTERIOR CONCRETE IN SITU |
| CN-03 | PRECAST CONCRETE |
| CN-04 | RC WALL |
| GLASS | |
| GL-01 | EXTERNAL DOUBLE GLAZING |
| GL-02 | INTERIOR SINGLE GLAZING |
| GL-02a | INTERIOR SINGLE GLAZING |
| GL-03 | EXTERIOR SINGLE GLAZING |
| LANDSCAPE | |
| BR-02 | BRICK SEAT |
| FN-01 | TIMBER FENCE |
| FN-02 | PALLISADE FENCE |
| FR-01 | FRP DECKING |
| PV-01A | PERMEABLE PAVERS |
| PV-01B | PAVERS |
| PV-02a | CONCRETE PAVERS |
| PV-02b | CONCRETE PAVERS |
| TM-01 | TIMBER DECKING |
| TM-06 | TIMBER DECKING |
| METALWORK | |
| MR-03 | Aluminum 6061 |
| PC-02 | POWDERCOAT WHITE |
| PC-05 | PAINT |

| | |
|-----------|-----------------------|
| METALWORK | |
| MR-03 | Aluminum 6061 |
| PC-02 | POWDERCOAT WHITE |
| PC-05 | PAINT |
| ROOF | |
| MR-01 | STEEL ROOFING |
| MR-02 | COLORBOND FLASHING |
| PL-01 | POLYCARBONATE ROOFING |

| | |
|-------|---------------------|
| TILES | |
| BR-02 | BRICK TILE FLOORING |
| BR-03 | BRICK TILE JOINERY |

| | |
|-------|--------------------|
| WALL | |
| AN-01 | ANODISED ALUMINIUM |
| MT-02 | METAL SHEETING |

| ABBREVIATIONS | |
|---------------|----------------------|
| A/P | ACCESS PANEL |
| AS | ADJUSTABLE SHELF |
| B/H | BULKHEAD |
| COL | COLUMN |
| DS | DOUBLE STUD |
| DPI | DOWNPIPE - COLORBOND |
| DP2 | DOWNPIPE - PVC |
| EG | EAVES GUTTER |
| EXP | EXHAUST FAN |
| EXT | FIRE EXTINGUISHER |
| FB | FLOOR BOX |

- GENERAL NOTES
- CONTRACTOR MUST VERIFY ALL DIMENSIONS ONSITE BEFORE COMMENCING WORK OR PREPARING SHOP DRAWINGS.
 - DO NOT SCALE OFF DRAWINGS.
 - THE LOCATION OF ALL SURFACE ITEMS INDICATED ON THE ARCHITECTURAL PLANS TAKE PRECEDENCE OVER OTHER PLANS.
 - EXACT LOCATION AND HEIGHT OF ALL ELECTRICAL FITTINGS AND SWITCHES IS TO BE CONFIRMED WITH ARCHITECT PRIOR TO INSTALLATION.
 - ALL WORKS TO COMPLY WITH BCA/NCC, AND RELEVANT AUSTRALIAN STANDARDS.
 - ALL GLAZING TO BE INSTALLED IN ACCORDANCE WITH AS 1288, AS/NZ 2208, AS/NZ 4667.
 - CONTRACTOR TO CONFORM WITH AS 1428.1-2009.

WANGARATTA CREATIVE PRECINCT

33-37 FORD ST, WANGARATTA VIC 3677

NOT FOR CONSTRUCTION

FOR TOWN PLANNING

SIBLING

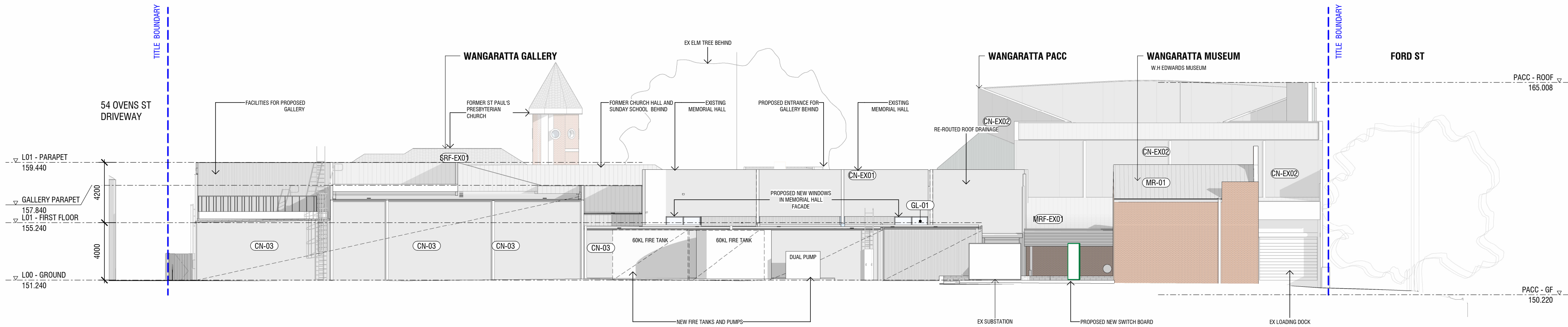
L4 252 Swanston St, Melbourne VIC 3000
Ph. 03 9862 1357
sister@siblingarchitecture.com
www.siblingarchitecture.com

ABN: 91 545 173 018

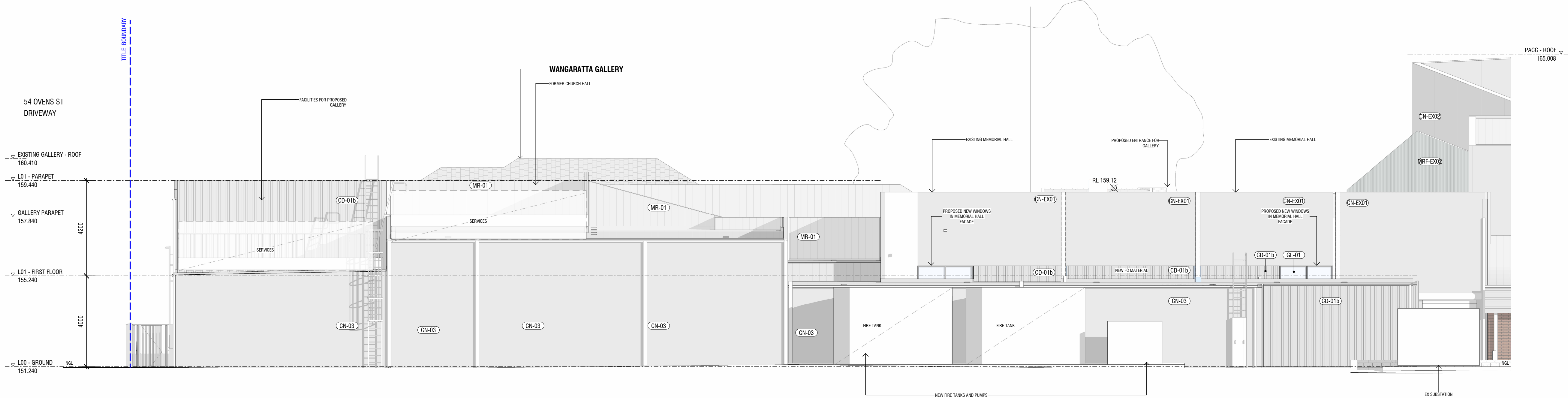
PROPOSED ELEVATIONS - WEST

| | | | |
|--------------------|---------------|-------------|----------|
| COPYRIGHT RESERVED | | A1 | |
| STAGE | TOWN PLANNING | PROJECT NO. | 291 |
| DRAWN | TA | APPROVED | AB |
| CHECKED | NB | DATE | 16/05/24 |
| SCALE | As indicated | DRAWING NO. | TP201 |
| CAD PLOT SCALE | | | TP1 |

1 SOUTH ELEVATION
TP100 1:200



2 SOUTH ELEVATION
TP100 1:100



| NO. | AMENDMENT | DATE | APPD |
|-----|--------------------------|----------|------|
| TP1 | TOWN PLANNING SUBMISSION | 16/05/24 | AE |
| | | | |
| | | | |
| | | | |
| | | | |
| | | | |
| | | | |
| | | | |

FINISHES (REFER SCHEDULE):

| | |
|-----------|---------------------------|
| CLADDING | |
| BR-01 | BRICK VARIETY |
| CD-01a | FG SHEET FACADE - CNC |
| CD-01b | FG SHEET FACADE |
| CONCRETE | |
| CN-02 | EXTERIOR CONCRETE IN SITU |
| CN-03 | PRECAST CONCRETE |
| CN-04 | RC WALL |
| GLASS | |
| GL-01 | EXTERNAL DOUBLE GLAZING |
| GL-02 | INTERIOR SINGLE GLAZING |
| GL-02a | INTERIOR SINGLE GLAZING |
| GL-03 | EXTERIOR SINGLE GLAZING |
| LANDSCAPE | |
| BR-02 | BRICK SEAT |
| FR-01 | TIMBER FENCE |
| FR-02 | PALLISADE FENCE |
| FR-01 | FRP DECKING |
| PV-01A | PERMEABLE PAVERS |
| PV-01B | PAVERS |
| PV-02a | CONCRETE PAVERS |
| PV-02b | CONCRETE PAVERS |
| TM-01 | TIMBER DECKING |
| TM-06 | TIMBER DECKING |
| METALWORK | |
| MR-03 | Aluminum 6061 |
| PC-02 | POWDERCOAT WHITE |
| PC-05 | PAINT |
| METALWORK | |
| MR-03 | Aluminum 6061 |
| PC-02 | POWDERCOAT WHITE |
| PC-05 | PAINT |
| ROOF | |
| MR-01 | STEEL ROOFING |
| MR-02 | COLORBOND FLASHING |
| PL-01 | POLYCARBONATE ROOFING |
| TILES | |
| BR-02 | BRICK TILE FLOORING |
| BR-03 | BRICK TILE JOINERY |
| WALL | |
| AN-01 | ANODISED ALUMINIUM |
| MT-02 | METAL SHEETING |

| ABBREVIATIONS | | | |
|---------------|----------------------|-----|--------------------|
| A/P | ACCESS PANEL | FG | FIXED GLAZING |
| AS | ADJUSTABLE SHELF | FH | FIRE HYDRANT |
| B/H | BULKHEAD | FHS | FIRE HOSE REEL |
| COL | COLUMN | FS | FIXED SHELF |
| DS | DOUBLE STUD | FP | FLOOR PENETRATION |
| DPI | DOWNPIPE - COLORBOND | FW | FLOOR WASTE |
| DP2 | DOWNPIPE - PVC | HWU | HOT WATER UNIT |
| EG | EAVES GUTTER | MSB | MAIN SWITCH BOARD |
| EXP | EXHAUST FAN | TMW | THERMOSTATIC VALVE |
| EXT | FIRE EXTINGUISHER | SK | SKIRTING |
| FB | FLOOR BOX | WC | WATER CLOSET |

- GENERAL NOTES
- CONTRACTOR MUST VERIFY ALL DIMENSIONS ONSITE BEFORE COMMENCING WORK OR PREPARING SHOP DRAWINGS.
 - DO NOT SCALE OFF DRAWINGS.
 - THE LOCATION OF ALL SURFACE ITEMS INDICATED ON THE ARCHITECTURAL PLANS TAKE PRECEDENCE OVER OTHER PLANS.
 - EXACT LOCATION AND HEIGHT OF ALL ELECTRICAL FITTINGS AND SWITCHES IS TO BE CONFIRMED WITH ARCHITECT PRIOR TO INSTALLATION.
 - ALL WORKS TO COMPLY WITH BCA/NCC, AND RELEVANT AUSTRALIAN STANDARDS.
 - ALL GLAZING TO BE INSTALLED IN ACCORDANCE WITH AS 1288, AS/NZ 2208, AS/NZ 4667.
 - CONTRACTOR TO CONFORM WITH AS 1428.1-2009.

WANGARATTA CREATIVE PRECINCT

33-37 FORD ST, WANGARATTA VIC 3677

NOT FOR CONSTRUCTION

FOR TOWN PLANNING

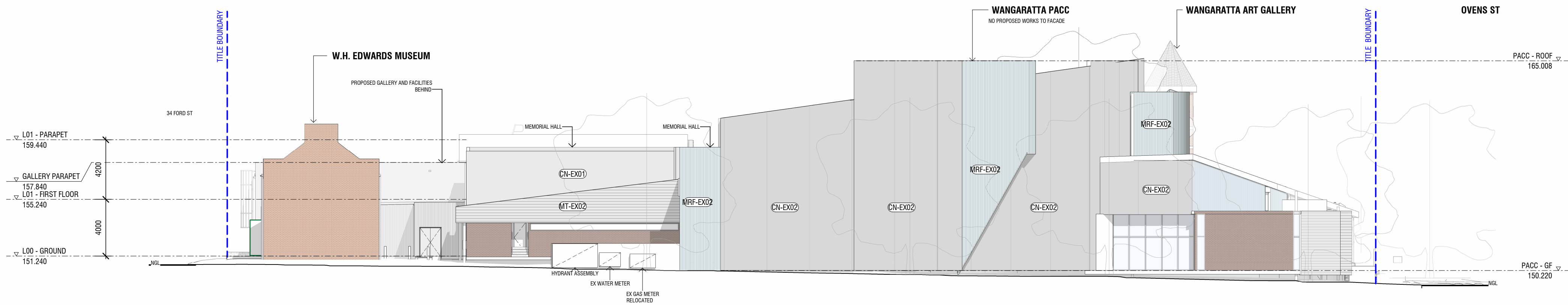
SIBLING

L4 252 Swanston St, Melbourne VIC 3000
Ph. 03 9662 1357
sister@siblingarchitecture.com
www.siblingarchitecture.com

ABN: 91 545 173 018

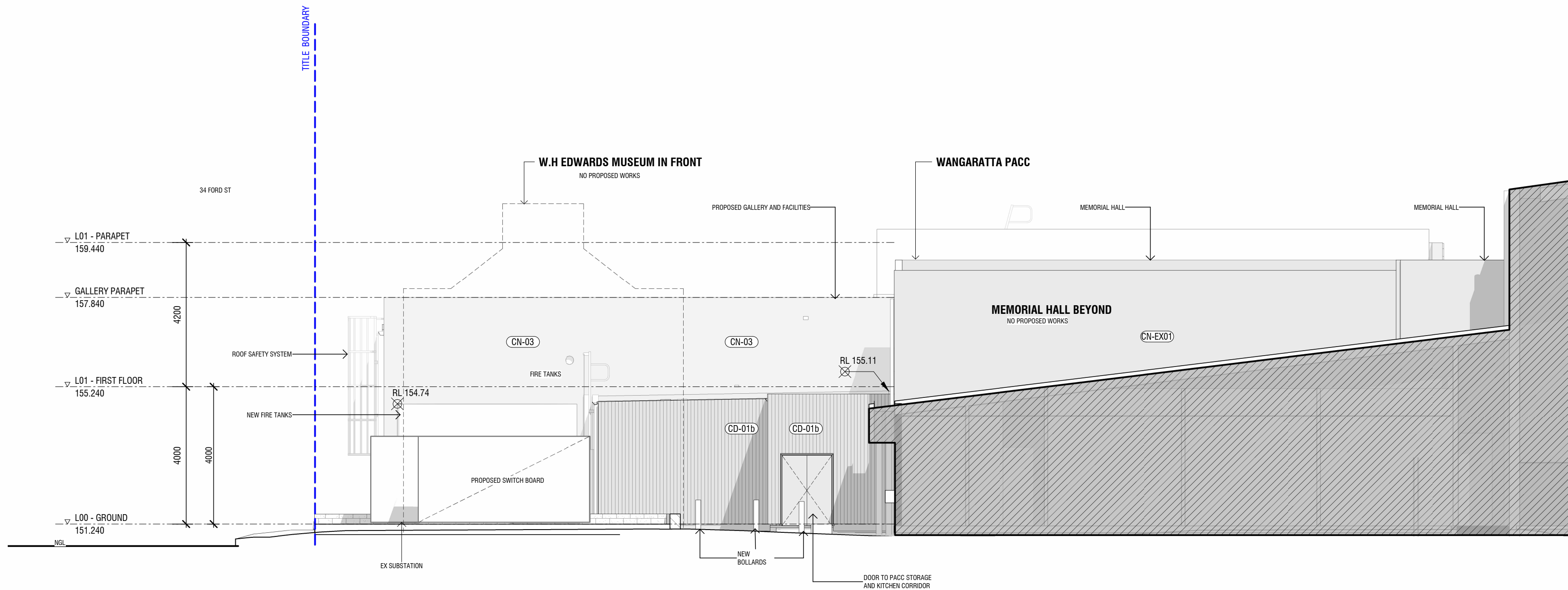
PROPOSED ELEVATIONS - SOUTH

| | | | |
|--------------------|---------------|-------------|----------|
| COPYRIGHT RESERVED | | A1 | |
| STAGE | TOWN PLANNING | PROJECT NO. | 291 |
| DRAWN | TA | APPROVED | AB |
| CHECKED | NB | DATE | 16/05/24 |
| SCALE | As indicated | DRAWING NO. | TP202 |
| CAD PLOT SCALE | | | TP1 |



1 EAST ELEVATION - SITE

1:200



2 EAST ELEVATION - SITE

1:100

| NO. | AMENDMENT | DATE | APPD |
|-----|--------------------------|----------|------|
| TP1 | TOWN PLANNING SUBMISSION | 16/05/24 | AE |
| | | | |
| | | | |
| | | | |
| | | | |
| | | | |
| | | | |
| | | | |

FINISHES (REFER SCHEDULE):

| | |
|-----------|---------------------------|
| CLADDING | |
| BR-01 | BRICK VARIETY |
| CD-01a | FG SHEET FACADE - CNC |
| | ROUTED |
| CD-01b | FG SHEET FACADE |
| CONCRETE | |
| CN-02 | EXTERIOR CONCRETE IN SITU |
| CN-03 | PRECAST CONCRETE |
| CN-04 | RC WALL |
| GLASS | |
| GL-01 | EXTERNAL DOUBLE GLAZING |
| GL-02 | INTERIOR SINGLE GLAZING |
| GL-02a | INTERIOR SINGLE GLAZING |
| GL-03 | EXTERIOR SINGLE GLAZING |
| LANDSCAPE | |
| BR-02 | BRICK SEAT |
| FR-01 | TIMBER FENCE |
| FR-02 | PALLISADE FENCE |
| FR-01 | FRP DECKING |
| PV-01A | PERMEABLE PAVERS |
| PV-01B | PAVERS |
| PV-02a | CONCRETE PAVERS |
| PV-02b | CONCRETE PAVERS |
| TM-01 | TIMBER DECKING |
| TM-06 | TIMBER DECKING |
| METALWORK | |
| MR-03 | Aluminum 6061 |
| PC-02 | POWDERCOAT WHITE |
| PC-05 | PAIN |

| | |
|-----------|-----------------------|
| METALWORK | |
| MR-03 | Aluminum 6061 |
| PC-02 | POWDERCOAT WHITE |
| PC-05 | PAIN |
| ROOF | |
| MR-01 | STEEL ROOFING |
| MR-02 | COLORBOND FLASHING |
| PL-01 | POLYCARBONATE ROOFING |

| | |
|-------|---------------------|
| TILES | |
| BR-02 | BRICK TILE FLOORING |
| BR-03 | BRICK TILE JOINERY |

| | |
|-------|--------------------|
| WALL | |
| AN-01 | ANODISED ALUMINIUM |
| MT-02 | METAL SHEETING |

| ABBREVIATIONS | | | |
|---------------|----------------------|-----|--------------------|
| A/P | ACCESS PANEL | FG | FIXED GLAZING |
| AS | ADJUSTABLE SHELF | FH | FIRE HYDRANT |
| B/H | BULKHEAD | FHS | FIRE HOSE REEL |
| COL | COLUMN | FS | FIXED SHELF |
| DS | DOUBLE STUD | FP | FLOOR PENETRATION |
| DP1 | DOWNPIPE - COLORBOND | FW | FLOOR WASTE |
| DP2 | DOWNPIPE - PVC | HWU | HOT WATER UNIT |
| EG | EAVES GUTTER | MSB | MAIN SWITCH BOARD |
| EXP | EXHAUST FAN | TMW | THERMOSTATIC VALVE |
| EXT | FIRE EXTINGUISHER | SK | SKIRTING |
| FB | FLOOR BOX | WC | WATER CLOSET |

- GENERAL NOTES
- CONTRACTOR MUST VERIFY ALL DIMENSIONS ONSITE BEFORE COMMENCING WORK OR PREPARING SHOP DRAWINGS.
 - DO NOT SCALE OFF DRAWINGS.
 - THE LOCATION OF ALL SURFACE ITEMS INDICATED ON THE ARCHITECTURAL PLANS TAKE PRECEDENCE OVER OTHER PLANS.
 - EXACT LOCATION AND HEIGHT OF ALL ELECTRICAL FITTINGS AND SWITCHES IS TO BE CONFIRMED WITH ARCHITECT PRIOR TO INSTALLATION.
 - ALL WORKS TO COMPLY WITH BCA/NCC, AND RELEVANT AUSTRALIAN STANDARDS.
 - ALL GLAZING TO BE INSTALLED IN ACCORDANCE WITH AS 1288, AS/NZ 2208, AS/NZ 4667.
 - CONTRACTOR TO CONFORM WITH AS 1428.1-2009.

WANGARATTA CREATIVE PRECINCT

33-37 FORD ST, WANGARATTA VIC 3677

NOT FOR CONSTRUCTION

FOR TOWN PLANNING

SIBLING


L4 252 Swanston St, Melbourne VIC 3000
Ph. 03 9662 1357
sister@siblingarchitecture.com
www.siblingarchitecture.com

ABN: 91 545 173 018

PROPOSED ELEVATIONS - EAST

| | | | |
|--------------------|---------------|-------------|----------|
| COPYRIGHT RESERVED | | A1 | |
| STAGE | TOWN PLANNING | PROJECT NO. | 291 |
| DRAWN | TA | APPROVED | AB |
| CHECKED | NB | DATE | 16/05/24 |
| SCALE | As indicated | DRAWING NO. | TP203 |
| CAD PLOT SCALE | | | TP1 |

PROPOSED MATERIAL PALLETTE



SRF-EX - EXISTING SLATE ROOF




MRF-EX - EXISTING STEEL ROOF



BK-EX01 - EXISTING RED BRICKS TO HERITAGE BUILDINGS



BR-01 MIXED BRICK FEATURE, TO INCORPORATE GLAZED, CLAY AND GLASS BRICKS




BRICK COLOUR MIX




TM-06 HARDWOOD TIMBER DECKING



BR-02 BRICK SEATING



PV-01 CLAY PAVERS LAIN IN PERMEABLE PATTERN



POWDERCOATED STEEL PLANTER BEDS



POWDERCOAT COLOUR



RF-01 POLYCARBONATE TO RECESSIVE CANOPY ELEMENT



POWDERCOATED PERFORATED METAL ELEMENTS TO RECESSIVE CANOPY ELEMENT




CD-01A MILLED FC SHEET FACADE



CD-01B FC SHEET FACADE



MRF-EX02 - CORRUGATED STEEL FACADE TO PACC



MR-01 STEEL ROOF IN LIGHT COLOUR



CN-02 PRECAST WALL

| NO. | AMENDMENT | DATE | APPD |
|-----|--------------------------|----------|------|
| TP1 | TOWN PLANNING SUBMISSION | 16/05/24 | AE |
| | | | |
| | | | |
| | | | |
| | | | |
| | | | |
| | | | |
| | | | |

FINISHES (REFER SCHEDULE):

CLADDING
BR-01 BRICK VARIETY
CD-01a FC SHEET FACADE - CNC ROUTED
CD-01b FC SHEET FACADE

CONCRETE
CN-02 EXTERIOR CONCRETE IN SITU
CN-03 PRECAST CONCRETE
CN-04 RC WALL

GLASS
GL-01 EXTERNAL DOUBLE GLAZING
GL-02 INTERIOR SINGLE GLAZING
GL-02a INTERIOR SINGLE GLAZING
GL-03 EXTERIOR SINGLE GLAZING

LANDSCAPE
BR-02 BRICK SEAT
FR-01 TIMBER FENCE
FR-02 PALLISADE FENCE
FR-01 FRP DECKING
PV-01a PERMEABLE PAVERS
PV-01b PAVERS
PV-02a CONCRETE PAVERS
PV-02b CONCRETE PAVERS
TM-01 TIMBER DECKING
TM-06 TIMBER DECKING

METALWORK
MR-03 Aluminum 6061
PC-02 POWDERCOAT WHITE
PC-05 PAINT

METALWORK
MR-03 Aluminum 6061
PC-02 POWDERCOAT WHITE
PC-05 PAINT

ROOF
MR-01 STEEL ROOFING
MR-02 COLORBOND FLASHING
PL-01 POLYCARBONATE ROOFING

TILES
BR-02 BRICK TILE FLOORING
BR-03 BRICK TILE JOINERY

WALL
AN-01 ANODISED ALUMINIUM
MT-02 METAL SHEETING

ABBREVIATIONS

| | | | |
|-----|----------------------|-----|--------------------|
| A/P | ACCESS PANEL | FG | FIXED GLAZING |
| AS | ADJUSTABLE SHELF | FH | FIRE HYDRANT |
| B/H | BULKHEAD | FHS | FIRE HOSE REEL |
| COL | COLUMN | FS | FIXED SHELF |
| DS | DOUBLE STUD | FP | FLOOR PENETRATION |
| DP1 | DOWNPIPE - COLORBOND | FW | FLOOR WASTE |
| DP2 | DOWNPIPE - PVC | HWU | HOT WATER UNIT |
| EG | EAVES GUTTER | MSB | MAIN SWITCH BOARD |
| EXP | EXHAUST FAN | TMW | THERMOSTATIC VALVE |
| EXT | FIRE EXTINGUISHER | SK | SKIRTING |
| FB | FLOOR BOX | WC | WATER CLOSET |

GENERAL NOTES

- CONTRACTOR MUST VERIFY ALL DIMENSIONS ONSITE BEFORE COMMENCING WORK OR PREPARING SHOP DRAWINGS.
- DO NOT SCALE OFF DRAWINGS.
- THE LOCATION OF ALL SURFACE ITEMS INDICATED ON THE ARCHITECTURAL PLANS TAKE PRECEDENCE OVER OTHER PLANS.
- EXACT LOCATION AND HEIGHT OF ALL ELECTRICAL FITTINGS AND SWITCHES IS TO BE CONFIRMED WITH ARCHITECT PRIOR TO INSTALLATION.
- ALL WORKS TO COMPLY WITH BCA/NCC, AND RELEVANT AUSTRALIAN STANDARDS.
- ALL GLAZING TO BE INSTALLED IN ACCORDANCE WITH AS 1288, AS/NZ 2208, AS/NZ 4667.
- CONTRACTOR TO CONFORM WITH AS 1428.1-2009.

WANGARATTA CREATIVE PRECINCT

33-37 FORD ST, WANGARATTA VIC 3677

NOT FOR CONSTRUCTION

FOR TOWN PLANNING

SIBLING

L4 252 Swanston St, Melbourne VIC 3000

Ph. 03 9662 1357

sister@siblingarchitecture.com

www.siblingarchitecture.com

ABN: 91 545 173 018

MATERIALS

| | | | |
|--------------------|---------------|-------------|----------|
| COPYRIGHT RESERVED | | A1 | |
| STAGE | TOWN PLANNING | PROJECT NO. | 291 |
| DRAWN | TA | APPROVED | AB |
| CHECKED | NB | DATE | 16/05/24 |
| SCALE | 1 : 1 | DRAWING NO. | TP900 |
| CAD PLOT SCALE | | | TP1 |